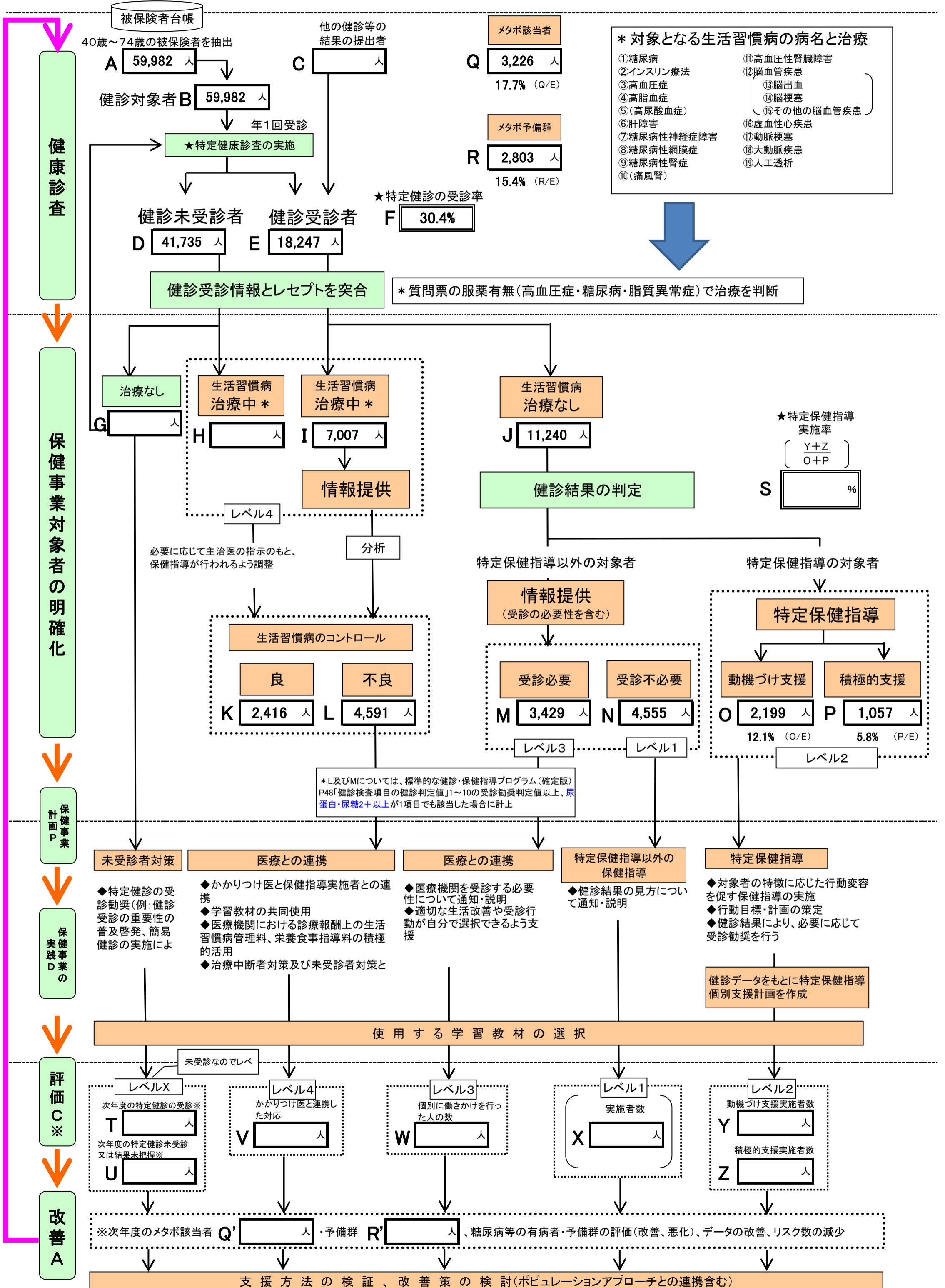


確定版様式6-10から実態をみてみましょう

健診から保健指導実施へのフローチャート（平成21年度実績）



- \* 対象となる生活習慣病の病名と治療**
- ①糖尿病
  - ②インスリン療法
  - ③高血圧症
  - ④高脂血症
  - ⑤(高尿酸血症)
  - ⑥肝障害
  - ⑦糖尿病性神経症障害
  - ⑧糖尿病性網膜症
  - ⑨糖尿病性腎症
  - ⑩(痛風腎)
  - ⑪高血圧性腎臓障害
  - ⑫脳血管疾患
    - ⑬脳出血
    - ⑭脳梗塞
    - ⑮その他の脳血管疾患
  - ⑯虚血性心疾患
  - ⑰動脈硬化
  - ⑱大動脈疾患
  - ⑲人工透析



P 積極的支援 1, 057 人の個人一覧 (HbA1c 高い順 上位 40 人)

| No | 個人<br>コード | 被保険者<br>証 |    | 名前 | 性別 | 年齢 | 階層化結果 | 6-10<br>フォローチャート | 特定健診結果 |     |       |    |           |          |       |    |    |      |          |     |    |     |       |            |     |     |      |      |     |     |       |   |          |  |  |
|----|-----------|-----------|----|----|----|----|-------|------------------|--------|-----|-------|----|-----------|----------|-------|----|----|------|----------|-----|----|-----|-------|------------|-----|-----|------|------|-----|-----|-------|---|----------|--|--|
|    |           | 記号        | 番号 |    |    |    |       |                  | 血圧     |     |       |    | 糖代謝       |          |       |    |    | 脂質代謝 |          |     |    | 尿酸  |       | 腎臓の機能      |     |     |      | 内臓脂肪 |     | 肝機能 |       |   | 生活<br>習慣 |  |  |
|    |           |           |    |    |    |    |       |                  | 収縮期    | 拡張期 | 血圧分類  | 治療 | 空腹時<br>血糖 | 随時<br>血糖 | HbA1c | 尿糖 | 治療 | LDL  | 中性<br>脂肪 | HDL | 治療 | 尿酸  | eGFR  | クレアチニ<br>ン | 尿蛋白 | 尿潜血 | 腹囲   | BMI  | GOT | GPT | γ-GTP |   |          |  |  |
| 1  |           |           |    |    | 男  | 59 | 積極的支援 | P                | 142    | 95  | I 度   |    | 325       |          | 14.6  | 3+ |    | 213  | 253      | 50  |    | 6.7 | 76.8  | 0.8        | ±   | -   | 84.9 | 25.1 | 21  | 36  | 81    | 0 |          |  |  |
| 2  |           |           |    |    | 男  | 62 | 積極的支援 | P                | 134    | 72  | 正常高値  |    | 295       |          | 13.1  | 3+ |    | 127  | 235      | 42  |    | 3.7 | 103.8 | 0.6        | ±   | -   | 89   | 26.8 | 21  | 31  | 29    | 0 |          |  |  |
| 3  |           |           |    |    | 男  | 54 | 積極的支援 | P                | 102    | 56  | 正常    |    | 282       |          | 12.8  | 2+ |    | 217  | 177      | 46  |    | 4.6 | 91.2  | 0.7        | ±   | -   | 86.5 | 23.5 | 13  | 23  | 31    | 1 |          |  |  |
| 4  |           |           |    |    | 男  | 55 | 積極的支援 | P                | 137    | 90  | I 度   |    | 325       |          | 12.4  | 3+ |    | 162  | 121      | 61  |    | 3.7 | 131.1 | 0.5        | 2+  | -   | 90   | 22.5 | 14  | 16  | 22    | 0 |          |  |  |
| 5  |           |           |    |    | 男  | 46 | 積極的支援 | P                | 134    | 70  | 正常高値  |    | 293       |          | 12.0  | 3+ |    | 158  | 424      | 42  |    | 5.8 | 95.5  | 0.7        | -   | -   | 86.5 | 28.1 | 16  | 21  | 56    | 0 |          |  |  |
| 6  |           |           |    |    | 女  | 54 | 積極的支援 | P                | 140    | 100 | II 度  |    | 206       |          | 11.7  | 3+ |    | 172  | 80       | 65  |    | 3   | 124.3 | 0.4        | +   | ±   | 90   | 27.1 | 47  | 35  | 52    | 0 |          |  |  |
| 7  |           |           |    |    | 男  | 53 | 積極的支援 | P                | 136    | 89  | 正常高値  |    | 162       |          | 11.3  | 3+ |    | 194  | 316      | 43  |    | 5   | 108.6 | 0.6        | ±   | -   | 88.3 | 22.9 | 14  | 17  | 42    | 1 |          |  |  |
| 8  |           |           |    |    | 男  | 59 | 積極的支援 | P                | 150    | 80  | I 度   |    | 290       |          | 11.2  | 3+ |    | 133  | 226      | 32  |    | 3.1 | 105.3 | 0.6        | ±   | -   | 84   | 25   | 20  | 28  | 103   | 0 |          |  |  |
| 9  |           |           |    |    | 男  | 55 | 積極的支援 | P                | 152    | 98  | I 度   |    | 215       |          | 11.1  | 3+ |    | 209  | 317      | 57  |    | 4.7 | 90.7  | 0.7        | ±   | -   | 93.1 | 26   | 38  | 37  | 195   | 0 |          |  |  |
| 10 |           |           |    |    | 男  | 40 | 積極的支援 | P                | 130    | 80  | 正常高値  |    | 309       |          | 11.0  | 3+ |    | 193  | 185      | 61  |    | 6.7 | 67.3  | 1          | 3+  | 2+  | 96.8 | 29.2 | 18  | 19  | 43    | 1 |          |  |  |
| 11 |           |           |    |    | 男  | 60 | 積極的支援 | P                | 124    | 80  | 正常    |    |           | 412      | 10.9  | 3+ |    | 174  | 421      | 41  |    | 5.1 | 104.8 | 0.6        | -   | -   | 97   | 27.9 | 13  | 18  | 29    | 0 |          |  |  |
| 12 |           |           |    |    | 男  | 44 | 積極的支援 | P                | 129    | 83  | 正常    |    | 290       |          | 10.9  | 3+ |    | 190  | 381      | 61  |    | 4.3 | 139.8 | 0.5        | -   | -   | 86.5 | 24.7 | 81  | 124 | 753   | 0 |          |  |  |
| 13 |           |           |    |    | 男  | 48 | 積極的支援 | P                | 140    | 95  | I 度   |    | 263       |          | 10.8  | 2+ |    | 107  | 387      | 47  |    | 5   | 71.7  | 0.9        | -   | -   | 97.5 | 28.7 | 18  | 30  | 48    | 0 |          |  |  |
| 14 |           |           |    |    | 女  | 53 | 積極的支援 | P                | 144    | 92  | I 度   |    | 245       |          | 10.5  | 3+ |    | 172  | 122      | 46  |    | 2.1 | 97.9  | 0.5        | -   | +   | 90   | 25.6 | 20  | 18  | 19    | 0 |          |  |  |
| 15 |           |           |    |    | 男  | 54 | 積極的支援 | P                | 130    | 86  | 正常高値  |    |           | 438      | 10.3  | 3+ |    | 107  | 312      | 59  |    | 5.6 | 91.2  | 0.7        | -   | -   | 99.8 | 28.7 | 14  | 11  | 62    | 1 |          |  |  |
| 16 |           |           |    |    | 女  | 55 | 積極的支援 | P                | 170    | 100 | II 度  |    | 271       |          | 10.1  | 2+ |    | 62   | 502      | 28  |    | 5.5 | 79.4  | 0.6        | 2+  | 2+  | 115  | 36.8 | 37  | 54  | 97    | 0 |          |  |  |
| 17 |           |           |    |    | 男  | 61 | 積極的支援 | P                | 153    | 94  | I 度   |    | 261       |          | 10.0  | 3+ |    | 155  | 605      | 39  |    | 6.5 | 76.1  | 0.8        | 3+  | 3+  | 100  | 27.6 | 15  | 14  | 134   | 1 |          |  |  |
| 18 |           |           |    |    | 男  | 51 | 積極的支援 | P                | 147    | 86  | I 度   |    | 280       |          | 9.9   | 3+ |    | 158  | 167      | 26  |    | 5.8 | 109.8 | 0.6        | +   | -   | 115  | 32.7 | 20  | 35  | 34    | 1 |          |  |  |
| 19 |           |           |    |    | 男  | 58 | 積極的支援 | P                | 141    | 89  | I 度   |    | 230       |          | 9.8   | 3+ |    | 85   | 68       | 66  |    | 5.5 | 89.4  | 0.7        | +   | 2+  | 86.9 | 23   | 36  | 26  | 31    | 1 |          |  |  |
| 20 |           |           |    |    | 女  | 58 | 積極的支援 | P                | 160    | 106 | II 度  |    |           | 281      | 9.7   | 2+ |    | 160  | 292      | 51  |    | 3.7 | 95.4  | 0.5        | -   | -   | 101  | 26.8 | 48  | 64  | 45    | 0 |          |  |  |
| 21 |           |           |    |    | 女  | 63 | 積極的支援 | P                | 181    | 102 | III 度 |    |           | 286      | 9.5   | -  |    | 94   | 160      | 65  |    | 4.4 | 93.2  | 0.5        | -   | -   | 85   | 25.9 | 23  | 26  | 15    | 0 |          |  |  |
| 22 |           |           |    |    | 男  | 54 | 積極的支援 | P                | 154    | 79  | I 度   |    | 265       |          | 9.5   | 3+ |    | 242  | 160      | 57  |    | 6.3 | 131.8 | 0.5        | -   | -   | 99   | 26.7 | 31  | 63  | 33    | 1 |          |  |  |
| 23 |           |           |    |    | 男  | 42 | 積極的支援 | P                | 116    | 86  | 正常高値  |    | 149       |          | 9.2   | -  |    | 132  | 156      | 57  |    | 4.8 | 84.7  | 0.8        | ±   | -   | 120  | 39.1 | 49  | 80  | 79    | 0 |          |  |  |
| 24 |           |           |    |    | 男  | 64 | 積極的支援 | P                | 177    | 111 | III 度 |    | 201       |          | 9.1   | 2+ |    | 120  | 99       | 51  |    | 6.8 | 53    | 1.1        | ±   | -   | 104  | 34.3 | 23  | 25  | 39    | 1 |          |  |  |
| 25 |           |           |    |    | 女  | 60 | 積極的支援 | P                | 192    | 101 | III 度 |    | 187       |          | 9.0   | ±  |    | 215  | 153      | 45  |    | 5.1 | 65.4  | 0.7        | 3+  | ±   | 131  | 41.2 | 36  | 38  | 64    | 1 |          |  |  |
| 26 |           |           |    |    | 女  | 58 | 積極的支援 | P                | 160    | 98  | II 度  |    | 267       |          | 9.0   | 3+ |    | 155  | 129      | 77  |    | 3.9 | 166.9 | 0.3        | -   | -   | 115  | 32.8 | 16  | 14  | 105   | 0 |          |  |  |
| 27 |           |           |    |    | 男  | 54 | 積極的支援 | P                | 110    | 70  | 正常    |    | 161       |          | 8.6   | -  |    | 146  | 437      | 37  |    | 6.8 | 78.8  | 0.8        | -   | -   | 94   | 30.7 | 33  | 30  | 135   | 1 |          |  |  |
| 28 |           |           |    |    | 女  | 60 | 積極的支援 | P                | 115    | 93  | I 度   |    | 197       |          | 8.5   | 2+ |    | 118  | 315      | 44  |    | 4.7 | 77.4  | 0.6        | ±   | -   | 106  | 33.9 | 96  | 97  | 120   | 0 |          |  |  |
| 29 |           |           |    |    | 男  | 57 | 積極的支援 | P                | 131    | 87  | 正常高値  |    | 164       |          | 8.5   | +  |    | 113  | 76       | 52  |    | 3.1 | 106.3 | 0.6        | -   | -   | 88.6 | 25.9 | 21  | 21  | 24    | 0 |          |  |  |
| 30 |           |           |    |    | 女  | 60 | 積極的支援 | P                | 170    | 86  | II 度  |    | 190       |          | 8.5   | -  |    | 191  | 218      | 52  |    | 7.1 | 77.4  | 0.6        | -   | -   | 95.5 | 27.5 | 55  | 83  | 70    | 0 |          |  |  |
| 31 |           |           |    |    | 男  | 46 | 積極的支援 | P                | 130    | 72  | 正常高値  |    | 178       |          | 8.4   | -  |    | 126  | 284      | 32  |    | 5.7 | 82.5  | 0.8        | +   | -   | 100  | 29.2 | 17  | 24  | 46    | 1 |          |  |  |
| 32 |           |           |    |    | 男  | 41 | 積極的支援 | P                | 128    | 82  | 正常    |    | 154       |          | 8.4   | -  |    | 198  | 144      | 41  |    | 8.7 | 75    | 0.9        | ±   | -   | 115  | 38.9 | 27  | 39  | 63    | 1 |          |  |  |
| 33 |           |           |    |    | 男  | 56 | 積極的支援 | P                | 126    | 68  | 正常    |    | 154       |          | 8.4   | -  |    | 166  | 156      | 56  |    | 3.6 | 90.3  | 0.7        | -   | -   | 87.5 | 24.9 | 19  | 30  | 65    | 0 |          |  |  |
| 34 |           |           |    |    | 男  | 55 | 積極的支援 | P                | 130    | 90  | I 度   |    | 173       |          | 8.4   | -  |    | 153  | 207      | 55  |    | 5.8 | 78.4  | 0.8        | ±   | -   | 97.3 | 28.4 | 56  | 102 | 135   | 0 |          |  |  |
| 35 |           |           |    |    | 女  | 59 | 積極的支援 | P                | 130    | 70  | 正常高値  |    | 219       |          | 8.3   | -  |    | 162  | 189      | 42  |    | 3.6 | 77.8  | 0.6        | -   | +   | 92.5 | 25   | 17  | 32  | 62    | 0 |          |  |  |
| 36 |           |           |    |    | 男  | 53 | 積極的支援 | P                | 156    | 92  | I 度   |    | 209       |          | 8.3   | -  |    | 118  | 295      | 53  |    | 6.5 | 62.1  | 1          | +   | ±   | 104  | 28.4 | 24  | 27  | 69    | 0 |          |  |  |
| 37 |           |           |    |    | 男  | 62 | 積極的支援 | P                | 180    | 120 | III 度 |    | 189       |          | 8.2   | 3+ |    | 90   | 109      | 93  |    | 5.1 | 66.6  | 0.9        | ±   | -   | 97   | 27.1 | 19  | 25  | 59    | 0 |          |  |  |
| 38 |           |           |    |    | 女  | 57 | 積極的支援 | P                | 144    | 98  | I 度   |    | 121       |          | 8.2   | +  |    | 134  | 91       | 49  |    | 5.1 | 50.4  | 0.9        | +   | -   | 98.5 | 30.8 | 69  | 104 | 45    | 0 |          |  |  |
| 39 |           |           |    |    | 男  | 43 | 積極的支援 | P                | 130    | 80  | 正常高値  |    |           | 343      | 8.2   | 3+ |    | 95   | 632      | 37  |    | 5.2 | 97.4  | 0.7        | -   | -   | 87   | 26.7 | 23  | 30  | 65    | 1 |          |  |  |
| 40 |           |           |    |    | 女  | 59 | 積極的支援 | P                | 157    | 79  | I 度   |    | 196       |          | 8.1   | ±  |    | 156  | 162      | 53  |    | 5.3 | 77.8  | 0.6        | +   | +   | 101  | 30.3 | 41  | 58  | 28    | 0 |          |  |  |

| No | 個人コード | 被保険者証 |    | 名前 | 性別 | 年齢 | 階層化結果 | 6-10<br>フローチャート | 特定健診結果 |     |      |    |           |          |       |    |    |      |          |     |    |     |       |        |     |     |      |      |     |     |       |    |      |  |
|----|-------|-------|----|----|----|----|-------|-----------------|--------|-----|------|----|-----------|----------|-------|----|----|------|----------|-----|----|-----|-------|--------|-----|-----|------|------|-----|-----|-------|----|------|--|
|    |       | 記号    | 番号 |    |    |    |       |                 | 血圧     |     |      |    | 糖代謝       |          |       |    |    | 脂質代謝 |          |     |    | 尿酸  |       | 腎臓の機能  |     |     |      | 内臓脂肪 |     | 肝機能 |       |    | 生活習慣 |  |
|    |       |       |    |    |    |    |       |                 | 収縮期    | 拡張期 | 血圧分類 | 治療 | 空腹時<br>血糖 | 随時<br>血糖 | HbA1c | 尿糖 | 治療 | LDL  | 中性<br>脂肪 | HDL | 治療 | 尿酸  | eGFR  | クレアチニン | 尿蛋白 | 尿潜血 | 腹囲   | BMI  | GOT | GPT | γ-GTP | 喫煙 |      |  |
| 41 |       |       |    |    | 男  | 56 | 積極的支援 | P               | 144    | 89  | I度   |    | 192       |          | 8.1   | -  |    | 73   | 1903     | 40  |    | 4.5 | 68.6  | 0.9    | ±   | -   | 94   | 29.1 | 17  | 21  | 65    | 1  |      |  |
| 42 |       |       |    |    | 男  | 44 | 積極的支援 | P               | 125    | 80  | 正常   |    | 188       |          | 8.0   | +  |    | 158  | 354      | 40  |    | 7.9 | 83.6  | 0.8    | +   | -   | 98   | 31   | 32  | 58  | 121   | 1  |      |  |
| 43 |       |       |    |    | 女  | 46 | 積極的支援 | P               | 129    | 82  | 正常   |    | 204       |          | 7.8   | 2+ |    | 131  | 194      | 58  |    | 4.9 | 102   | 0.5    | ±   | -   | 90   | 27.8 | 46  | 74  | 84    | 0  |      |  |
| 44 |       |       |    |    | 男  | 57 | 積極的支援 | P               | 127    | 74  | 正常   |    | 160       |          | 7.8   | -  |    | 153  | 198      | 47  |    | 5.1 | 77.6  | 0.8    | ±   | -   | 89.2 | 24.7 | 14  | 16  | 33    | 0  |      |  |
| 45 |       |       |    |    | 男  | 60 | 積極的支援 | P               | 126    | 70  | 正常   |    | 162       |          | 7.7   | -  |    | 123  | 254      | 45  |    | 6.1 | 76.5  | 0.8    | ±   | -   | 93   | 27.7 | 24  | 24  | 85    | 1  |      |  |
| 46 |       |       |    |    | 男  | 41 | 積極的支援 | P               | 124    | 84  | 正常   |    | 114       |          | 7.7   | -  |    | 152  | 369      | 44  |    | 6.5 | 142.6 | 0.5    | ±   | -   | 105  | 33.6 | 27  | 38  | 41    | 0  |      |  |
| 47 |       |       |    |    | 女  | 50 | 積極的支援 | P               | 160    | 97  | II度  |    | 164       |          | 7.6   | 3+ |    | 98   | 311      | 35  |    | 3.9 | 99.6  | 0.5    | +   | -   | 92   | 28.9 | 75  | 83  | 78    | 0  |      |  |
| 48 |       |       |    |    | 男  | 51 | 積極的支援 | P               | 140    | 90  | I度   |    | 196       |          | 7.6   | +  |    | 129  | 242      | 70  |    | 4.9 | 80.1  | 0.8    | -   | -   | 109  | 35.6 | 43  | 38  | 215   | 0  |      |  |
| 49 |       |       |    |    | 男  | 49 | 積極的支援 | P               | 113    | 72  | 正常   |    | 144       |          | 7.5   | -  |    | 161  | 113      | 50  |    | 4.2 | 93.8  | 0.7    | -   | -   | 88   | 24.7 | 14  | 26  | 51    | 1  |      |  |
| 50 |       |       |    |    | 男  | 52 | 積極的支援 | P               | 146    | 82  | I度   |    | 139       |          | 7.5   | -  |    | 36   | 99999    | 35  |    | 6.9 | 109.1 | 0.6    | +   | -   | 88   | 24.4 | 75  | 67  | 320   | 1  |      |  |
| 51 |       |       |    |    | 女  | 59 | 積極的支援 | P               | 130    | 84  | 正常高値 |    | 179       |          | 7.5   | -  |    | 126  | 163      | 56  |    | 5.8 | 65.7  | 0.7    | -   | -   | 88   | 27.7 | 17  | 27  | 65    | 0  |      |  |
| 52 |       |       |    |    | 男  | 64 | 積極的支援 | P               | 142    | 78  | I度   |    | 116       |          | 7.4   | -  |    | 157  | 294      | 52  |    | 5.7 | 66    | 0.9    | -   | -   | 94   | 29.9 | 24  | 30  | 49    | 0  |      |  |
| 53 |       |       |    |    | 男  | 53 | 積極的支援 | P               | 138    | 98  | I度   |    | 179       |          | 7.4   | 2+ |    | 133  | 118      | 41  |    | 6.2 | 79.2  | 0.8    | +   | +   | 96   | 29.3 | 21  | 55  | 60    | 0  |      |  |
| 54 |       |       |    |    | 男  | 60 | 積極的支援 | P               | 152    | 84  | I度   |    | 231       |          | 7.3   | 3+ |    | 102  | 71       | 56  |    | 5.7 | 67.2  | 0.9    | -   | -   | 95   | 28.1 | 18  | 19  | 31    | 0  |      |  |
| 55 |       |       |    |    | 男  | 59 | 積極的支援 | P               | 140    | 80  | I度   |    | 148       |          | 7.3   | -  |    | 116  | 192      | 29  |    | 5.4 | 67.6  | 0.9    | ±   | -   | 88   | 24.5 | 15  | 25  | 27    | 1  |      |  |
| 56 |       |       |    |    | 男  | 59 | 積極的支援 | P               | 168    | 100 | II度  |    |           | 147      | 7.3   | -  |    | 172  | 160      | 38  |    | 4.4 | 76.8  | 0.8    | -   | +   | 93   | 24.8 | 19  | 21  | 43    | 1  |      |  |
| 57 |       |       |    |    | 男  | 46 | 積極的支援 | P               | 110    | 60  | 正常   |    | 171       |          | 7.3   | 2+ |    | 184  | 386      | 43  |    | 5.9 | 95.5  | 0.7    | 3+  | +   | 90   | 23.5 | 58  | 53  | 150   | 0  |      |  |
| 58 |       |       |    |    | 男  | 47 | 積極的支援 | P               | 172    | 123 | III度 |    | 164       |          | 7.3   | -  |    | 176  | 344      | 42  |    | 7.7 | 72.1  | 0.9    | 3+  | 2+  | 96   | 29.9 | 20  | 30  | 52    | 1  |      |  |
| 59 |       |       |    |    | 男  | 59 | 積極的支援 | P               | 128    | 76  | 正常   |    | 165       |          | 7.2   | ±  |    | 110  | 296      | 57  |    | 6.7 | 88.9  | 0.7    | ±   | ±   | 96   | 27.2 | 32  | 30  | 76    | 1  |      |  |
| 60 |       |       |    |    | 男  | 63 | 積極的支援 | P               | 130    | 80  | 正常高値 |    | 170       |          | 7.1   | -  |    | 152  | 269      | 46  |    | 6.7 | 59.1  | 1      | -   | -   | 98   | 29.2 | 25  | 26  | 53    | 1  |      |  |
| 61 |       |       |    |    | 男  | 63 | 積極的支援 | P               | 127    | 81  | 正常   |    | 114       |          | 7.0   | -  |    | 180  | 168      | 51  |    | 5.1 | 75.4  | 0.8    | +   | -   | 86   | 25.3 | 23  | 25  | 35    | 1  |      |  |
| 62 |       |       |    |    | 男  | 63 | 積極的支援 | P               | 124    | 75  | 正常   |    | 135       |          | 7.0   | -  |    | 101  | 236      | 36  |    | 4   | 75.4  | 0.8    | -   | -   | 86   | 22.7 | 29  | 41  | 91    | 0  |      |  |
| 63 |       |       |    |    | 男  | 64 | 積極的支援 | P               | 119    | 70  | 正常   |    | 134       |          | 7.0   | +  |    | 156  | 238      | 44  |    | 5.7 | 66    | 0.9    | -   | -   | 95   | 24.9 | 92  | 132 | 221   | 0  |      |  |
| 64 |       |       |    |    | 男  | 50 | 積極的支援 | P               | 130    | 92  | I度   |    | 190       |          | 7.0   | +  |    | 36   | 99999    | 40  |    | 6.5 | 93.3  | 0.7    | +   | ±   | 104  | 30.4 | 55  | 81  | 796   | 1  |      |  |
| 65 |       |       |    |    | 男  | 60 | 積極的支援 | P               | 136    | 84  | 正常高値 |    | 135       |          | 6.9   | -  |    | 195  | 236      | 37  |    | 5.6 | 104.8 | 0.6    | ±   | ±   | 87   | 23.8 | 21  | 22  | 42    | 0  |      |  |
| 66 |       |       |    |    | 女  | 62 | 積極的支援 | P               | 136    | 86  | 正常高値 |    | 137       |          | 6.9   | -  |    | 144  | 87       | 60  |    | 4.8 | 93.6  | 0.5    | -   | -   | 83.2 | 25.1 | 16  | 15  | 23    | 1  |      |  |
| 67 |       |       |    |    | 女  | 64 | 積極的支援 | P               | 136    | 84  | 正常高値 |    |           | 125      | 6.9   | -  |    | 177  | 211      | 46  |    | 5.1 | 76    | 0.6    | -   | ±   | 95.2 | 29   | 21  | 24  | 19    | 0  |      |  |
| 68 |       |       |    |    | 女  | 60 | 積極的支援 | P               | 151    | 97  | I度   |    | 160       |          | 6.9   | -  |    | 101  | 158      | 57  |    | 6.4 | 65.4  | 0.7    | -   | -   | 96.3 | 26.1 | 28  | 33  | 22    | 1  |      |  |
| 69 |       |       |    |    | 女  | 52 | 積極的支援 | P               | 139    | 93  | I度   |    | 132       |          | 6.9   | -  |    | 170  | 172      | 61  |    | 4.7 | 68.1  | 0.7    | +   | +   | 87   | 27.1 | 52  | 76  | 67    | 0  |      |  |
| 70 |       |       |    |    | 女  | 49 | 積極的支援 | P               | 105    | 74  | 正常   |    | 126       |          | 6.9   | -  |    | 114  | 269      | 44  |    | 6.6 | 82    | 0.6    | -   | 3+  | 100  | 28.1 | 43  | 64  | 44    | 1  |      |  |
| 71 |       |       |    |    | 男  | 59 | 積極的支援 | P               | 154    | 80  | I度   |    | 181       |          | 6.9   | +  |    | 139  | 153      | 55  |    | 5.8 | 105.3 | 0.6    | -   | -   | 91   | 25.2 | 15  | 19  | 98    | 0  |      |  |
| 72 |       |       |    |    | 女  | 57 | 積極的支援 | P               | 147    | 100 | II度  |    | 137       |          | 6.8   | -  |    | 136  | 330      | 48  |    | 4.4 | 78.6  | 0.6    | -   | -   | 83   | 25.4 | 24  | 20  | 21    | 0  |      |  |
| 73 |       |       |    |    | 男  | 42 | 積極的支援 | P               | 123    | 76  | 正常   |    | 132       |          | 6.8   | -  |    | 186  | 179      | 37  |    | 6.2 | 116   | 0.6    | ±   | -   | 90.8 | 25.5 | 22  | 53  | 92    | 1  |      |  |
| 74 |       |       |    |    | 女  | 59 | 積極的支援 | P               | 130    | 74  | 正常高値 |    | 138       |          | 6.8   | -  |    | 181  | 319      | 42  |    | 9.4 | 65.7  | 0.7    | -   | -   | 103  | 33.1 | 20  | 22  | 35    | 0  |      |  |
| 75 |       |       |    |    | 男  | 50 | 積極的支援 | P               | 143    | 108 | II度  |    | 158       |          | 6.8   | +  |    | 118  | 133      | 100 |    | 5.8 | 93.3  | 0.7    | -   | -   | 94   | 24   | 29  | 37  | 43    | 0  |      |  |
| 76 |       |       |    |    | 男  | 62 | 積極的支援 | P               | 166    | 107 | II度  |    | 128       |          | 6.7   | -  |    | 166  | 153      | 45  |    | 6.6 | 66.6  | 0.9    | -   | -   | 101  | 33.7 | 39  | 61  | 40    | 0  |      |  |
| 77 |       |       |    |    | 男  | 56 | 積極的支援 | P               | 196    | 110 | III度 |    | 122       |          | 6.6   | -  |    | 135  | 184      | 35  |    | 6.4 | 90.3  | 0.7    | -   | -   | 111  | 38.5 | 31  | 43  | 41    | 1  |      |  |
| 78 |       |       |    |    | 男  | 53 | 積極的支援 | P               | 143    | 92  | I度   |    | 120       |          | 6.6   | -  |    | 280  | 276      | 61  |    | 6.9 | 79.2  | 0.8    | -   | -   | 96   | 32.4 | 26  | 35  | 69    | 0  |      |  |
| 79 |       |       |    |    | 男  | 59 | 積極的支援 | P               | 135    | 95  | I度   |    | 191       |          | 6.6   | ±  |    | 158  | 380      | 83  |    | 7.9 | 54.2  | 1.1    | 2+  | ±   | 99.2 | 28.8 | 17  | 33  | 225   | 0  |      |  |
| 80 |       |       |    |    | 男  | 58 | 積極的支援 | P               | 156    | 100 | II度  |    | 134       |          | 6.6   | -  |    | 113  | 724      | 41  |    | 6.4 | 77.2  | 0.8    | ±   | -   | 96   | 26.8 | 17  | 25  | 101   | 1  |      |  |
| 81 |       |       |    |    | 男  | 61 | 積極的支援 | P               | 148    | 80  | I度   |    | 114       |          | 6.6   | -  |    | 133  | 96       | 48  |    | 7.2 | 104.3 | 0.6    | 2+  | +   | 89.5 | 26.7 | 50  | 53  | 48    | 0  |      |  |
| 82 |       |       |    |    | 男  | 56 | 積極的支援 | P               | 128    | 72  | 正常   |    | 125       |          | 6.6   | -  |    | 146  | 281      | 41  |    | 6.3 | 90.3  | 0.7    | ±   | -   | 94   | 27.4 | 44  | 73  | 279   | 1  |      |  |

| No  | 個人コード | 被保険者証 |    | 名前 | 性別 | 年齢 | 階層化結果 | 6-10<br>フローチャート | 特定健診結果 |     |      |    |           |          |       |    |    |      |          |     |    |     |      |        |     |     |      |      |     |     |       |    |      |  |
|-----|-------|-------|----|----|----|----|-------|-----------------|--------|-----|------|----|-----------|----------|-------|----|----|------|----------|-----|----|-----|------|--------|-----|-----|------|------|-----|-----|-------|----|------|--|
|     |       | 記号    | 番号 |    |    |    |       |                 | 血圧     |     |      |    | 糖代謝       |          |       |    |    | 脂質代謝 |          |     |    | 尿酸  |      | 腎臓の機能  |     |     |      | 内臓脂肪 |     | 肝機能 |       |    | 生活習慣 |  |
|     |       |       |    |    |    |    |       |                 | 収縮期    | 拡張期 | 血圧分類 | 治療 | 空腹時<br>血糖 | 随時<br>血糖 | HbA1c | 尿糖 | 治療 | LDL  | 中性<br>脂肪 | HDL | 治療 | 尿酸  | eGFR | クレアチニン | 尿蛋白 | 尿潜血 | 腹囲   | BMI  | GOT | GPT | γ-GTP | 喫煙 |      |  |
| 83  |       |       |    |    | 男  | 58 | 積極的支援 | P               | 118    | 71  | 正常   |    | 123       |          | 6.6   | 3+ |    | 185  | 250      | 35  |    | 3.7 | 77.2 | 0.8    | -   | ±   | 106  | 30.9 | 30  | 44  | 78    | 1  |      |  |
| 84  |       |       |    |    | 男  | 58 | 積極的支援 | P               | 106    | 66  | 正常   |    | 134       |          | 6.6   | -  |    | 162  | 279      | 43  |    | 7   | 77.2 | 0.8    | -   | -   | 104  | 32.5 | 22  | 32  | 36    | 1  |      |  |
| 85  |       |       |    |    | 女  | 58 | 積極的支援 | P               | 156    | 80  | I度   |    | 122       |          | 6.5   | -  |    | 185  | 129      | 61  |    | 6.7 | 78.2 | 0.6    | -   | -   | 99   | 31.3 | 22  | 41  | 69    | 0  |      |  |
| 86  |       |       |    |    | 男  | 59 | 積極的支援 | P               | 140    | 90  | I度   |    | 126       |          | 6.5   | -  |    | 140  | 97       | 47  |    | 8.4 | 76.8 | 0.8    | -   | -   | 92   | 27.8 | 25  | 33  | 113   | 1  |      |  |
| 87  |       |       |    |    | 女  | 60 | 積極的支援 | P               | 150    | 70  | I度   |    | 127       |          | 6.5   | -  |    | 186  | 296      | 43  |    | 6.3 | 49.7 | 0.9    | +   | 3+  | 92   | 27.9 | 16  | 13  | 25    | 0  |      |  |
| 88  |       |       |    |    | 男  | 56 | 積極的支援 | P               | 132    | 80  | 正常高値 |    | 138       |          | 6.4   | -  |    | 134  | 157      | 41  |    | 4   | 78   | 0.8    | -   | -   | 88   | 25   | 20  | 32  | 59    | 1  |      |  |
| 89  |       |       |    |    | 男  | 52 | 積極的支援 | P               | 124    | 78  | 正常   |    | 109       |          | 6.4   | -  |    | 152  | 117      | 48  |    | 4.8 | 92.2 | 0.7    | -   | -   | 97   | 31.4 | 20  | 27  | 62    | 1  |      |  |
| 90  |       |       |    |    | 男  | 62 | 積極的支援 | P               | 126    | 80  | 正常   |    |           | 116      | 6.4   | -  |    | 169  | 331      | 48  |    | 6.8 | 87.7 | 0.7    | -   | -   | 86   | 24.5 | 19  | 22  | 24    | 0  |      |  |
| 91  |       |       |    |    | 男  | 60 | 積極的支援 | P               | 160    | 100 | II度  |    | 151       |          | 6.4   | -  |    | 86   | 275      | 48  |    | 7.5 | 76.5 | 0.8    | ±   | -   | 100  | 25.9 | 33  | 42  | 100   | 0  |      |  |
| 92  |       |       |    |    | 男  | 46 | 積極的支援 | P               | 128    | 70  | 正常   |    | 173       |          | 6.4   | -  |    | 137  | 83       | 46  |    | 7.7 | 82.5 | 0.8    | +   | -   | 86.5 | 25.8 | 16  | 21  | 30    | 1  |      |  |
| 93  |       |       |    |    | 男  | 63 | 積極的支援 | P               | 150    | 100 | II度  |    | 118       |          | 6.4   | -  |    | 175  | 120      | 39  |    | 5.4 | 66.3 | 0.9    | -   | -   | 92   | 27.7 | 20  | 31  | 22    | 1  |      |  |
| 94  |       |       |    |    | 男  | 63 | 積極的支援 | P               | 138    | 88  | 正常高値 |    | 129       |          | 6.3   | -  |    | 121  | 73       | 34  |    | 8.4 | 59.1 | 1      | -   | -   | 88   | 23.5 | 26  | 18  | 26    | 0  |      |  |
| 95  |       |       |    |    | 男  | 63 | 積極的支援 | P               | 156    | 97  | I度   |    | 146       |          | 6.3   | -  |    | 82   | 138      | 42  |    | 5.4 | 87.3 | 0.7    | -   | -   | 85   | 25.2 | 48  | 57  | 46    | 0  |      |  |
| 96  |       |       |    |    | 男  | 59 | 積極的支援 | P               | 132    | 79  | 正常高値 |    |           | 159      | 6.3   | -  |    | 160  | 332      | 47  |    | 6.9 | 67.6 | 0.9    | -   | -   | 96.5 | 28.9 | 24  | 32  | 28    | 0  |      |  |
| 97  |       |       |    |    | 男  | 41 | 積極的支援 | P               | 142    | 80  | I度   |    | 102       |          | 6.3   | -  |    | 162  | 298      | 32  |    | 6.6 | 98.7 | 0.7    | -   | -   | 115  | 35.4 | 54  | 72  | 92    | 1  |      |  |
| 98  |       |       |    |    | 男  | 52 | 積極的支援 | P               | 128    | 82  | 正常   |    | 129       |          | 6.3   | -  |    | 69   | 590      | 30  |    | 7.7 | 70   | 0.9    | -   | -   | 112  | 36.8 | 54  | 72  | 87    | 0  |      |  |
| 99  |       |       |    |    | 男  | 57 | 積極的支援 | P               | 136    | 87  | 正常高値 |    | 131       |          | 6.3   | -  |    | 130  | 220      | 53  |    | 9   | 77.6 | 0.8    | ±   | -   | 98   | 28.7 | 21  | 30  | 72    | 1  |      |  |
| 100 |       |       |    |    | 男  | 42 | 積極的支援 | P               | 176    | 118 | III度 |    | 115       |          | 6.3   | -  |    | 169  | 460      | 40  |    | 5.1 | 98   | 0.7    | -   | -   | 93   | 25.7 | 33  | 86  | 116   | 1  |      |  |
| 101 |       |       |    |    | 女  | 54 | 積極的支援 | P               | 167    | 106 | II度  |    | 125       |          | 6.3   | -  |    | 183  | 259      | 48  |    | 6.6 | 97.4 | 0.5    | -   | -   | 100  | 29.4 | 51  | 92  | 40    | 0  |      |  |
| 102 |       |       |    |    | 男  | 61 | 積極的支援 | P               | 130    | 80  | 正常高値 |    | 102       |          | 6.3   | -  |    | 117  | 110      | 47  |    | 5.4 | 88.1 | 0.7    | -   | -   | 86   | 22.6 | 21  | 29  | 33    | 1  |      |  |
| 103 |       |       |    |    | 男  | 46 | 積極的支援 | P               | 124    | 76  | 正常   |    | 134       |          | 6.3   | -  |    | 137  | 224      | 46  |    | 6.7 | 64.7 | 1      | +   | -   | 102  | 32   | 45  | 83  | 61    | 0  |      |  |
| 104 |       |       |    |    | 男  | 44 | 積極的支援 | P               | 138    | 88  | 正常高値 |    | 134       |          | 6.2   | -  |    | 120  | 74       | 60  |    | 5.1 | 73.5 | 0.9    | -   | -   | 91.5 | 28.4 | 33  | 60  | 27    | 0  |      |  |
| 105 |       |       |    |    | 男  | 41 | 積極的支援 | P               | 144    | 100 | II度  |    | 119       |          | 6.2   | -  |    | 147  | 386      | 43  |    | 6.1 | 98.7 | 0.7    | +   | -   | 108  | 37.2 | 29  | 55  | 163   | 0  |      |  |
| 106 |       |       |    |    | 男  | 62 | 積極的支援 | P               | 126    | 88  | 正常高値 |    | 123       |          | 6.2   | -  |    | 105  | 73       | 76  |    | 5.8 | 87.7 | 0.7    | -   | -   | 87.5 | 25.1 | 26  | 24  | 68    | 0  |      |  |
| 107 |       |       |    |    | 男  | 52 | 積極的支援 | P               | 132    | 80  | 正常高値 |    | 105       |          | 6.2   | -  |    | 151  | 104      | 49  |    | 6.4 | 70   | 0.9    | -   | +   | 94   | 29.8 | 28  | 36  | 22    | 0  |      |  |
| 108 |       |       |    |    | 男  | 50 | 積極的支援 | P               | 140    | 90  | I度   |    | 104       |          | 6.2   | -  |    | 115  | 606      | 40  |    | 6.4 | 63.1 | 1      | ±   | -   | 82.3 | 25.7 | 18  | 25  | 61    | 0  |      |  |
| 109 |       |       |    |    | 男  | 54 | 積極的支援 | P               | 98     | 65  | 正常   |    | 118       |          | 6.2   | -  |    | 156  | 78       | 56  |    | 6.6 | 78.8 | 0.8    | ±   | +   | 96   | 27.5 | 20  | 28  | 36    | 1  |      |  |
| 110 |       |       |    |    | 男  | 51 | 積極的支援 | P               | 134    | 78  | 正常高値 |    |           | 197      | 6.2   | -  |    | 178  | 184      | 50  |    | 8.4 | 70.4 | 0.9    | -   | -   | 90.3 | 25.4 | 17  | 36  | 38    | 0  |      |  |
| 111 |       |       |    |    | 女  | 58 | 積極的支援 | P               | 172    | 100 | II度  |    | 149       |          | 6.2   | -  |    | 116  | 107      | 40  |    | 8.2 | 78.2 | 0.6    | -   | -   | 100  | 30.9 | 71  | 91  | 36    | 0  |      |  |
| 112 |       |       |    |    | 女  | 52 | 積極的支援 | P               | 130    | 89  | 正常高値 |    | 136       |          | 6.2   | -  |    | 219  | 279      | 60  |    | 6.3 | 80.7 | 0.6    | +   | ±   | 91.5 | 27.2 | 32  | 36  | 51    | 0  |      |  |
| 113 |       |       |    |    | 男  | 55 | 積極的支援 | P               | 130    | 82  | 正常高値 |    | 98        |          | 6.2   | -  |    | 198  | 176      | 59  |    | 8   | 68.9 | 0.9    | -   | ±   | 85.5 | 25   | 23  | 23  | 64    | 0  |      |  |
| 114 |       |       |    |    | 男  | 51 | 積極的支援 | P               | 124    | 78  | 正常   |    | 145       |          | 6.2   | -  |    | 126  | 260      | 61  |    | 8.1 | 62.8 | 1      | 2+  | -   | 97.5 | 27.4 | 37  | 81  | 335   | 1  |      |  |
| 115 |       |       |    |    | 女  | 48 | 積極的支援 | P               | 137    | 73  | 正常高値 |    | 109       |          | 6.2   | -  |    | 144  | 154      | 50  |    | 4.8 | 82.5 | 0.6    | -   | -   | 82   | 25.7 | 29  | 37  | 22    | 0  |      |  |
| 116 |       |       |    |    | 女  | 62 | 積極的支援 | P               | 160    | 96  | II度  |    | 116       |          | 6.2   | -  |    | 136  | 84       | 56  |    | 6.8 | 76.7 | 0.6    | ±   | 2+  | 101  | 31.8 | 19  | 23  | 17    | 0  |      |  |
| 117 |       |       |    |    | 男  | 55 | 積極的支援 | P               | 130    | 80  | 正常高値 |    | 107       |          | 6.1   | -  |    | 174  | 111      | 43  |    | 5.5 | 90.7 | 0.7    | -   | -   | 91   | 24.3 | 15  | 25  | 22    | 1  |      |  |
| 118 |       |       |    |    | 男  | 64 | 積極的支援 | P               | 122    | 64  | 正常   |    | 125       |          | 6.1   | -  |    | 124  | 88       | 44  |    | 5.4 | 75.1 | 0.8    | -   | -   | 87   | 26.2 | 14  | 17  | 39    | 1  |      |  |
| 119 |       |       |    |    | 女  | 64 | 積極的支援 | P               | 120    | 80  | 正常   |    | 140       |          | 6.1   | -  |    | 141  | 231      | 43  |    | 5.7 | 92.8 | 0.5    | -   | -   | 105  | 41.5 | 84  | 72  | 84    | 0  |      |  |
| 120 |       |       |    |    | 男  | 53 | 積極的支援 | P               | 124    | 70  | 正常   |    | 108       |          | 6.1   | -  |    | 122  | 183      | 49  |    | 6.6 | 79.2 | 0.8    | 2+  | ±   | 96   | 30.5 | 34  | 44  | 104   | 0  |      |  |
| 121 |       |       |    |    | 女  | 61 | 積極的支援 | P               | 161    | 77  | II度  |    |           | 103      | 6.1   | -  |    | 203  | 134      | 48  |    | 3.9 | 94.1 | 0.5    | -   | ±   | 97   | 30.7 | 20  | 20  | 18    | 0  |      |  |
| 122 |       |       |    |    | 男  | 62 | 積極的支援 | P               | 138    | 80  | 正常高値 |    | 110       |          | 6.1   | -  |    | 129  | 103      | 48  |    | 5.8 | 87.7 | 0.7    | -   | -   | 87   | 22.8 | 20  | 23  | 36    | 0  |      |  |
| 123 |       |       |    |    | 女  | 64 | 積極的支援 | P               | 140    | 86  | I度   |    | 103       |          | 6.1   | -  |    | 181  | 112      | 71  |    | 4.5 | 64.2 | 0.7    | -   | -   | 98   | 26.9 | 20  | 21  | 33    | 0  |      |  |
| 124 |       |       |    |    | 男  | 42 | 積極的支援 | P               | 138    | 82  | 正常高値 |    | 104       |          | 6.1   | -  |    | 75   | 759      | 46  |    | 6.8 | 84.7 | 0.8    | ±   | -   | 94.6 | 25.2 | 52  | 52  | 180   | 1  |      |  |

| No  | 個人コード | 被保険者証 |    | 名前 | 性別 | 年齢 | 階層化結果 | 6-10<br>フローチャート | 特定健診結果 |     |      |    |       |      |       |    |    |      |       |     |    |      |       |        |     |     |      |      |     |     |       |    |      |  |
|-----|-------|-------|----|----|----|----|-------|-----------------|--------|-----|------|----|-------|------|-------|----|----|------|-------|-----|----|------|-------|--------|-----|-----|------|------|-----|-----|-------|----|------|--|
|     |       | 記号    | 番号 |    |    |    |       |                 | 血圧     |     |      |    | 糖代謝   |      |       |    |    | 脂質代謝 |       |     |    | 尿酸   |       | 腎臓の機能  |     |     |      | 内臓脂肪 |     | 肝機能 |       |    | 生活習慣 |  |
|     |       |       |    |    |    |    |       |                 | 収縮期    | 拡張期 | 血圧分類 | 治療 | 空腹時血糖 | 随時血糖 | HbA1c | 尿糖 | 治療 | LDL  | 中性脂肪  | HDL | 治療 | 尿酸   | eGFR  | クレアチニン | 尿蛋白 | 尿潜血 | 腹囲   | BMI  | GOT | GPT | γ-GTP | 喫煙 |      |  |
| 125 |       |       |    |    | 男  | 57 | 積極的支援 | P               | 128    | 84  | 正常   |    | 112   |      | 6.1   | -  |    | 0    | 99999 | 25  |    | 5.9  | 68.2  | 0.9    | -   | -   | 93   | 30   | 25  | 28  | 155   | 0  |      |  |
| 126 |       |       |    |    | 男  | 57 | 積極的支援 | P               | 140    | 74  | I度   |    | 112   |      | 6.1   | -  |    | 143  | 134   | 45  |    | 7    | 77.6  | 0.8    | 2+  | ±   | 106  | 33.2 | 54  | 80  | 57    | 1  |      |  |
| 127 |       |       |    |    | 女  | 64 | 積極的支援 | P               | 144    | 70  | I度   |    | 122   |      | 6.1   | -  |    | 185  | 141   | 47  |    | 5.4  | 92.8  | 0.5    | -   | -   | 90.5 | 25.9 | 16  | 14  | 17    | 0  |      |  |
| 128 |       |       |    |    | 女  | 42 | 積極的支援 | P               | 120    | 80  | 正常   |    |       | 129  | 6.1   | -  |    | 84   | 231   | 60  |    | 4.7  | 104.7 | 0.5    | -   | +   | 117  | 37.5 | 19  | 19  | 15    | 1  |      |  |
| 129 |       |       |    |    | 女  | 47 | 積極的支援 | P               | 142    | 80  | I度   |    |       | 114  | 6.1   | -  |    | 203  | 393   | 44  |    | 5.5  | 70.1  | 0.7    | -   | -   | 94.9 | 30.8 | 19  | 29  | 92    | 1  |      |  |
| 130 |       |       |    |    | 男  | 46 | 積極的支援 | P               | 128    | 92  | I度   |    | 109   |      | 6.0   | -  |    | 146  | 312   | 46  |    | 8.7  | 95.5  | 0.7    | +   | -   | 116  | 35.3 | 33  | 65  | 61    | 1  |      |  |
| 131 |       |       |    |    | 男  | 46 | 積極的支援 | P               | 110    | 78  | 正常   |    | 102   |      | 6.0   | -  |    | 153  | 195   | 56  |    | 6.8  | 82.5  | 0.8    | -   | -   | 110  | 33.3 | 19  | 29  | 68    | 1  |      |  |
| 132 |       |       |    |    | 男  | 48 | 積極的支援 | P               | 144    | 94  | I度   |    | 126   |      | 6.0   | -  |    | 91   | 1179  | 49  |    | 7.8  | 111.7 | 0.6    | 2+  | -   | 91   | 25.7 | 32  | 36  | 372   | 1  |      |  |
| 133 |       |       |    |    | 女  | 61 | 積極的支援 | P               | 122    | 82  | 正常   |    | 123   |      | 6.0   | -  |    | 139  | 225   | 39  |    | 5.3  | 77    | 0.6    | -   | ±   | 91   | 24.3 | 19  | 20  | 28    | 0  |      |  |
| 134 |       |       |    |    | 男  | 63 | 積極的支援 | P               | 149    | 78  | I度   |    | 109   |      | 6.0   | -  |    | 125  | 102   | 61  |    | 7.1  | 87.3  | 0.7    | -   | -   | 88   | 22.2 | 27  | 19  | 17    | 0  |      |  |
| 135 |       |       |    |    | 男  | 40 | 積極的支援 | P               | 130    | 90  | I度   |    | 99    |      | 6.0   | -  |    | 202  | 194   | 61  |    | 9.3  | 85.9  | 0.8    | 2+  | -   | 124  | 44.1 | 30  | 36  | 101   | 1  |      |  |
| 136 |       |       |    |    | 女  | 64 | 積極的支援 | P               | 156    | 100 | II度  |    | 122   |      | 6.0   | -  |    | 128  | 116   | 57  |    | 6.4  | 64.2  | 0.7    | -   | -   | 102  | 31.4 | 56  | 101 | 32    | 1  |      |  |
| 137 |       |       |    |    | 男  | 57 | 積極的支援 | P               | 120    | 88  | 正常高値 |    | 115   |      | 6.0   | -  |    | 105  | 1205  | 35  |    | 7.9  | 54.8  | 1.1    | -   | ±   | 90.6 | 26.9 | 29  | 50  | 92    | 1  |      |  |
| 138 |       |       |    |    | 男  | 58 | 積極的支援 | P               | 140    | 90  | I度   |    |       | 139  | 6.0   | -  |    | 129  | 480   | 48  |    | 8    | 89.4  | 0.7    | +   | -   | 89.4 | 25.8 | 25  | 41  | 88    | 1  |      |  |
| 139 |       |       |    |    | 男  | 56 | 積極的支援 | P               | 151    | 92  | I度   |    | 99    |      | 6.0   | -  |    | 96   | 267   | 41  |    | 6.7  | 78    | 0.8    | -   | -   | 99   | 28.4 | 31  | 47  | 46    | 0  |      |  |
| 140 |       |       |    |    | 男  | 56 | 積極的支援 | P               | 138    | 80  | 正常高値 |    | 87    |      | 6.0   | -  |    | 185  | 320   | 37  |    | 5.8  | 78    | 0.8    | -   | -   | 85   | 25.5 | 19  | 29  | 68    | 1  |      |  |
| 141 |       |       |    |    | 男  | 54 | 積極的支援 | P               | 102    | 70  | 正常   |    | 106   |      | 6.0   | -  |    | 175  | 196   | 51  |    | 10.7 | 78.8  | 0.8    | ±   | ±   | 111  | 35.7 | 20  | 22  | 19    | 1  |      |  |
| 142 |       |       |    |    | 男  | 47 | 積極的支援 | P               | 109    | 59  | 正常   |    | 124   |      | 6.0   | -  |    | 235  | 328   | 50  |    | 7.5  | 72.1  | 0.9    | -   | -   | 93   | 26.5 | 34  | 65  | 86    | 0  |      |  |
| 143 |       |       |    |    | 女  | 50 | 積極的支援 | P               | 120    | 76  | 正常   |    | 103   |      | 6.0   | -  |    | 185  | 152   | 63  |    | 5.5  | 99.6  | 0.5    | -   | -   | 101  | 32.8 | 22  | 26  | 25    | 0  |      |  |
| 144 |       |       |    |    | 男  | 64 | 積極的支援 | P               | 154    | 90  | I度   |    | 112   |      | 6.0   | -  |    | 107  | 58    | 58  |    | 7.6  | 75.1  | 0.8    | +   | 2+  | 94   | 26.6 | 30  | 22  | 61    | 1  |      |  |
| 145 |       |       |    |    | 女  | 59 | 積極的支援 | P               | 114    | 75  | 正常   |    | 106   |      | 6.0   | -  |    | 146  | 167   | 46  |    | 5.7  | 77.8  | 0.6    | ±   | -   | 93   | 27.8 | 40  | 65  | 112   | 0  |      |  |
| 146 |       |       |    |    | 男  | 51 | 積極的支援 | P               | 156    | 100 | II度  |    | 150   |      | 6.0   | -  |    | 151  | 161   | 44  |    | 7.2  | 92.7  | 0.7    | -   | -   | 97.5 | 28.7 | 15  | 27  | 29    | 0  |      |  |
| 147 |       |       |    |    | 男  | 46 | 積極的支援 | P               | 122    | 79  | 正常   |    | 95    |      | 6.0   | -  |    | 150  | 71    | 39  |    | 6.1  | 72.6  | 0.9    | +   | -   | 101  | 32.1 | 50  | 96  | 71    | 1  |      |  |
| 148 |       |       |    |    | 女  | 54 | 積極的支援 | P               | 143    | 91  | I度   |    | 115   |      | 6.0   | -  |    | 139  | 210   | 61  |    | 5.1  | 79.8  | 0.6    | -   | -   | 90   | 23.4 | 31  | 29  | 94    | 1  |      |  |
| 149 |       |       |    |    | 女  | 40 | 積極的支援 | P               | 113    | 72  | 正常   |    | 101   |      | 6.0   | -  |    | 177  | 240   | 42  |    | 8.5  | 106.2 | 0.5    | -   | ±   | 102  | 30   | 45  | 73  | 46    | 0  |      |  |
| 150 |       |       |    |    | 男  | 42 | 積極的支援 | P               | 100    | 70  | 正常   |    | 98    |      | 6.0   | -  |    | 156  | 211   | 42  |    | 8    | 74.5  | 0.9    | -   | -   | 104  | 31.1 | 21  | 43  | 50    | 1  |      |  |
| 151 |       |       |    |    | 男  | 59 | 積極的支援 | P               | 154    | 84  | I度   |    | 131   |      | 5.9   | -  |    | 64   | 231   | 24  |    | 8.9  | 88.9  | 0.7    | 2+  | 3+  | 91   | 23.4 | 75  | 45  | 263   | 1  |      |  |
| 152 |       |       |    |    | 女  | 50 | 積極的支援 | P               | 130    | 80  | 正常高値 |    | 142   |      | 5.9   | -  |    | 116  | 103   | 85  |    | 5.7  | 81.6  | 0.6    | -   | -   | 102  | 28.9 | 22  | 18  | 79    | 0  |      |  |
| 153 |       |       |    |    | 男  | 45 | 積極的支援 | P               | 120    | 82  | 正常   |    | 105   |      | 5.9   | -  |    | 113  | 371   | 38  |    | 7.1  | 83.1  | 0.8    | ±   | +   | 104  | 31.5 | 28  | 63  | 27    | 1  |      |  |
| 154 |       |       |    |    | 女  | 58 | 積極的支援 | P               | 196    | 102 | III度 |    | 111   |      | 5.9   | -  |    | 163  | 106   | 76  |    | 6.7  | 95.4  | 0.5    | +   | +   | 113  | 36.7 | 18  | 22  | 18    | 0  |      |  |
| 155 |       |       |    |    | 男  | 59 | 積極的支援 | P               | 130    | 76  | 正常高値 |    | 113   |      | 5.9   | -  |    | 154  | 78    | 53  |    | 5.3  | 88.9  | 0.7    | +   | 2+  | 94   | 27.9 | 20  | 30  | 48    | 0  |      |  |
| 156 |       |       |    |    | 男  | 51 | 積極的支援 | P               | 132    | 80  | 正常高値 |    | 110   |      | 5.9   | -  |    | 114  | 452   | 43  |    | 8.9  | 80.1  | 0.8    | -   | +   | 87.6 | 25.2 | 22  | 27  | 51    | 0  |      |  |
| 157 |       |       |    |    | 女  | 52 | 積極的支援 | P               | 134    | 79  | 正常高値 |    | 95    |      | 5.9   | -  |    | 194  | 131   | 49  |    | 4.6  | 80.7  | 0.6    | -   | -   | 92.1 | 27.3 | 27  | 27  | 26    | 1  |      |  |
| 158 |       |       |    |    | 男  | 40 | 積極的支援 | P               | 140    | 80  | I度   |    | 139   |      | 5.9   | -  |    | 114  | 138   | 51  |    | 7    | 99.4  | 0.7    | ±   | -   | 97   | 28.8 | 24  | 24  | 104   | 1  |      |  |
| 159 |       |       |    |    | 男  | 59 | 積極的支援 | P               | 130    | 82  | 正常高値 |    | 110   |      | 5.9   | -  |    | 98   | 69    | 58  |    | 5.2  | 88.9  | 0.7    |     |     | 85   | 27.8 | 19  | 25  | 25    | 0  |      |  |
| 160 |       |       |    |    | 男  | 61 | 積極的支援 | P               | 136    | 90  | I度   |    | 110   |      | 5.9   | -  |    | 151  | 153   | 37  |    | 6.8  | 59.6  | 1      | -   | -   | 104  | 34   | 56  | 93  | 54    | 0  |      |  |
| 161 |       |       |    |    | 女  | 61 | 積極的支援 | P               | 155    | 93  | I度   |    | 105   |      | 5.9   | -  |    | 162  | 174   | 59  |    | 7.6  | 49.4  | 0.9    | -   | ±   | 104  | 27.6 | 22  | 21  | 26    | 0  |      |  |
| 162 |       |       |    |    | 女  | 57 | 積極的支援 | P               | 158    | 90  | I度   |    | 107   |      | 5.9   | -  |    | 127  | 95    | 62  |    | 5.2  | 95.9  | 0.5    | -   | -   | 96   | 27.1 | 15  | 12  | 17    | 0  |      |  |
| 163 |       |       |    |    | 女  | 59 | 積極的支援 | P               | 130    | 70  | 正常高値 |    | 119   |      | 5.9   | -  |    | 195  | 256   | 55  |    | 8.3  | 77.8  | 0.6    | ±   | 2+  | 100  | 29.9 | 73  | 79  | 156   | 1  |      |  |
| 164 |       |       |    |    | 男  | 58 | 積極的支援 | P               | 140    | 80  | I度   |    | 105   |      | 5.9   | -  |    | 163  | 89    | 60  |    | 6.5  | 89.4  | 0.7    | -   | -   | 88   | 26.9 | 22  | 22  | 41    | 0  |      |  |
| 165 |       |       |    |    | 女  | 59 | 積極的支援 | P               | 144    | 92  | I度   |    | 110   |      | 5.9   | -  |    | 192  | 138   | 78  |    | 6    | 77.8  | 0.6    | +   | +   | 97   | 25   | 56  | 131 | 314   | 0  |      |  |
| 166 |       |       |    |    | 男  | 48 | 積極的支援 | P               | 112    | 69  | 正常   |    | 109   |      | 5.9   | -  |    | 137  | 331   | 45  |    | 8.5  | 63.9  | 1      | -   | -   | 88   | 22.6 | 20  | 20  | 43    | 0  |      |  |

P 積極的支援1, 057人の個人一覧 (血圧高い順 上位40人)

| No | 個人コード | 被保険者証 |    | 名前 | 性別 | 年齢 | 階層化結果 | 6-10<br>フローチャート | 特定健診結果 |     |      |    |       |      |       |     |    |      |      |     |    |     |       |        |     |      |       |      |     |     |       |    |      |  |  |  |
|----|-------|-------|----|----|----|----|-------|-----------------|--------|-----|------|----|-------|------|-------|-----|----|------|------|-----|----|-----|-------|--------|-----|------|-------|------|-----|-----|-------|----|------|--|--|--|
|    |       | 記号    | 番号 |    |    |    |       |                 | 血圧     |     |      |    | 糖代謝   |      |       |     |    | 脂質代謝 |      |     |    | 尿酸  |       | 腎臓の機能  |     |      |       | 内臓脂肪 |     | 肝機能 |       |    | 生活習慣 |  |  |  |
|    |       |       |    |    |    |    |       |                 | 収縮期    | 拡張期 | 血圧分類 | 治療 | 空腹時血糖 | 随時血糖 | HbA1c | 尿糖  | 治療 | LDL  | 中性脂肪 | HDL | 治療 | 尿酸  | eGFR  | クレアチニン | 尿蛋白 | 尿潜血  | 腹囲    | BMI  | GOT | GPT | γ-GTP | 喫煙 |      |  |  |  |
| 1  |       |       |    |    | 男  | 59 | 積極的支援 | P               | 241    | 136 | Ⅲ度   |    | 144   |      | 5.8   | -   |    | 104  | 90   | 72  |    | 5.6 | 67.6  | 0.9    | -   | -    | 93    | 24.9 | 17  | 13  | 25    | 0  |      |  |  |  |
| 2  |       |       |    |    | 男  | 55 | 積極的支援 | P               | 230    | 120 | Ⅲ度   |    | 132   |      | 5.6   | +++ |    | 130  | 197  | 46  |    | 6.3 | 68.9  | 0.9    | ±   | ±    | 104   | 34.3 | 27  | 39  | 55    | 1  |      |  |  |  |
| 3  |       |       |    |    | 男  | 58 | 積極的支援 | P               | 221    | 132 | Ⅲ度   |    | 128   |      | 7.4   | -   |    | 64   | 291  | 57  |    | 6.6 | 89.4  | 0.7    | ++  | -    | 102.5 | 26.2 | 56  | 53  | 535   | 1  |      |  |  |  |
| 4  |       |       |    |    | 男  | 52 | 積極的支援 | P               | 210    | 128 | Ⅲ度   |    | 156   |      | 7     | +   |    | 158  | 313  | 46  |    | 6.1 | 92.2  | 0.7    | ±   | -    | 99    | 30.5 | 25  | 45  | 39    | 0  |      |  |  |  |
| 5  |       |       |    |    | 男  | 41 | 積極的支援 | P               | 210    | 110 | Ⅲ度   |    | 89    |      | 4.8   | -   |    | 141  | 173  | 40  |    | 9.2 | 75    | 0.9    | -   | -    | 98    | 31.6 | 25  | 36  | 77    | 1  |      |  |  |  |
| 6  |       |       |    |    | 男  | 49 | 積極的支援 | P               | 198    | 110 | Ⅲ度   |    | 117   |      | 5     | -   |    | 87   | 237  | 69  |    | 7.4 | 81    | 0.8    | -   | -    | 89.5  | 25.8 | 55  | 56  | 532   | 1  |      |  |  |  |
| 7  |       |       |    |    | 男  | 41 | 積極的支援 | P               | 195    | 121 | Ⅲ度   |    | 165   |      | 7.8   | -   |    | 150  | 109  | 40  |    | 6   | 85.3  | 0.8    | -   | +    | 133.5 | 40   | 19  | 45  | 39    | 0  |      |  |  |  |
| 8  |       |       |    |    | 男  | 61 | 積極的支援 | P               | 190    | 110 | Ⅲ度   |    | 91    |      | 5     | -   |    | 153  | 190  | 65  |    | 6.2 | 66.9  | 0.9    | ++  | ++   | 85    | 24.7 | 24  | 23  | 32    | 0  |      |  |  |  |
| 9  |       |       |    |    | 男  | 63 | 積極的支援 | P               | 188    | 101 | Ⅲ度   |    | 114   |      | 5.4   | -   |    | 143  | 95   | 49  |    | 8   | 75.4  | 0.8    | +   | -    | 109   | 30.6 | 37  | 48  | 35    | 0  |      |  |  |  |
| 10 |       |       |    |    | 女  | 56 | 積極的支援 | P               | 185    | 100 | Ⅲ度   |    | 86    |      | 5.3   | -   |    | 157  | 206  | 52  |    | 4.8 | 79    | 0.6    | -   | ±    | 97    | 28.6 | 29  | 36  | 25    | 0  |      |  |  |  |
| 11 |       |       |    |    | 男  | 59 | 積極的支援 | P               | 185    | 95  | Ⅲ度   |    |       | 123  | 5.6   | -   |    | 77   | 982  | 44  |    | 6.3 | 105.3 | 0.6    | -   | -    | 88    | 23.9 | 62  | 24  | 307   | 1  |      |  |  |  |
| 12 |       |       |    |    | 男  | 63 | 積極的支援 | P               | 184    | 112 | Ⅲ度   |    | 126   |      | 5.3   | -   |    | 123  | 77   | 68  |    | 6.9 | 59.1  | 1      | -   | -    | 85    | 23.3 | 25  | 27  | 41    | 0  |      |  |  |  |
| 13 |       |       |    |    | 女  | 41 | 積極的支援 | P               | 183    | 119 | Ⅲ度   |    |       | 102  | 5.8   | -   |    | 108  | 185  | 61  |    | 6.9 | 105.4 | 0.5    | -   | -    | 105   | 32.4 | 28  | 26  | 62    | 1  |      |  |  |  |
| 14 |       |       |    |    | 男  | 53 | 積極的支援 | P               | 183    | 117 | Ⅲ度   |    | 100   |      | 5.1   | -   |    | 133  | 113  | 53  |    | 6.9 | 62.1  | 1      | ±   | -    | 87    | 26   | 38  | 42  | 109   | 0  |      |  |  |  |
| 15 |       |       |    |    | 男  | 64 | 積極的支援 | P               | 183    | 109 | Ⅲ度   |    | 115   |      | 6     | -   |    | 141  | 104  | 45  |    | 6.4 | 66    | 0.9    | -   | -    | 94.5  | 29.9 | 31  | 48  | 42    | 0  |      |  |  |  |
| 16 |       |       |    |    | 男  | 55 | 積極的支援 | P               | 182    | 116 | Ⅲ度   |    | 98    |      | 5.2   | 0   |    | 111  | 190  | 48  |    | 7.6 | 90.7  | 0.7    | 0   | #N/A | 88.5  | 27.1 | 35  | 46  | 67    | 0  |      |  |  |  |
| 17 |       |       |    |    | 男  | 53 | 積極的支援 | P               | 181    | 114 | Ⅲ度   |    | 97    |      | 5.1   | -   |    | 103  | 208  | 43  |    | 7.6 | 50.9  | 1.2    | -   | -    | 93.8  | 29.9 | 21  | 28  | 77    | 0  |      |  |  |  |
| 18 |       |       |    |    | 男  | 59 | 積極的支援 | P               | 181    | 108 | Ⅲ度   |    | 108   |      | 5.3   | -   |    | 208  | 567  | 57  |    | 9   | 60.2  | 1      | -   | -    | 87.8  | 25.3 | 24  | 22  | 147   | 0  |      |  |  |  |
| 19 |       |       |    |    | 男  | 43 | 積極的支援 | P               | 180    | 120 | Ⅲ度   |    | 87    |      | 5.2   | -   |    | 121  | 279  | 41  |    | 6.7 | 84.1  | 0.8    | ±   | -    | 93    | 25.9 | 20  | 34  | 35    | 0  |      |  |  |  |
| 20 |       |       |    |    | 女  | 53 | 積極的支援 | P               | 180    | 120 | Ⅲ度   |    | 107   |      | 5.6   | -   |    | 146  | 86   | 67  |    | 6.5 | 80.2  | 0.6    | -   | -    | 90.5  | 25.9 | 18  | 18  | 31    | 0  |      |  |  |  |
| 21 |       |       |    |    | 男  | 56 | 積極的支援 | P               | 180    | 110 | Ⅲ度   |    |       | 383  | 9.1   | +++ |    | 123  | 567  | 46  |    | 5.2 | 90.3  | 0.7    | +   | -    | 96.5  | 23.3 | 25  | 35  | 84    | 1  |      |  |  |  |
| 22 |       |       |    |    | 男  | 59 | 積極的支援 | P               | 180    | 100 | Ⅲ度   |    |       | 103  | 5.3   | -   |    | 148  | 192  | 55  |    | 6.3 | 88.9  | 0.7    | -   | -    | 101   | 32   | 57  | 53  | 96    | 0  |      |  |  |  |
| 23 |       |       |    |    | 男  | 63 | 積極的支援 | P               | 180    | 100 | Ⅲ度   |    |       | 127  | 5.5   | -   |    | 63   | 81   | 51  |    | 8.5 | 66.3  | 0.9    | -   | -    | 88    | 24.3 | 21  | 24  | 30    | 0  |      |  |  |  |
| 24 |       |       |    |    | 女  | 60 | 積極的支援 | P               | 178    | 113 | Ⅲ度   |    | 83    |      | 5.5   | -   |    | 155  | 139  | 54  |    | 4.4 | 94.5  | 0.5    | -   | ++   | 95.5  | 26.1 | 17  | 16  | 16    | 1  |      |  |  |  |
| 25 |       |       |    |    | 男  | 62 | 積極的支援 | P               | 176    | 120 | Ⅲ度   |    |       | 114  | 5.6   | ±   |    | 74   | 104  | 48  |    | 5.8 | 75.8  | 0.8    | +++ | ++   | 96    | 26.8 | 26  | 27  | 78    | 0  |      |  |  |  |
| 26 |       |       |    |    | 男  | 55 | 積極的支援 | P               | 176    | 110 | Ⅲ度   |    |       | 79   | 5.2   | -   |    | 151  | 394  | 46  |    | 5.8 | 78.4  | 0.8    | ±   | ±    | 94    | 26.9 | 17  | 14  | 18    | 1  |      |  |  |  |
| 27 |       |       |    |    | 男  | 61 | 積極的支援 | P               | 175    | 115 | Ⅲ度   |    | 96    |      | 5.7   | -   |    | 134  | 157  | 46  |    | 5.1 | 76.1  | 0.8    | ±   | ++   | 101   | 29.9 | 24  | 27  | 41    | 0  |      |  |  |  |
| 28 |       |       |    |    | 男  | 57 | 積極的支援 | P               | 174    | 113 | Ⅲ度   |    | 159   |      | 6.1   | -   |    | 123  | 228  | 51  |    | 6.4 | 54.8  | 1.1    | ±   | -    | 103   | 32.3 | 28  | 38  | 34    | 1  |      |  |  |  |
| 29 |       |       |    |    | 男  | 49 | 積極的支援 | P               | 170    | 120 | Ⅲ度   |    | 90    |      | 5.2   | -   |    | 99   | 144  | 59  |    | 9.4 | 81    | 0.8    | +   | -    | 85    | 28.8 | 22  | 28  | 29    | 1  |      |  |  |  |
| 30 |       |       |    |    | 男  | 53 | 積極的支援 | P               | 170    | 120 | Ⅲ度   |    | 342   |      | 10.3  | ++  |    | 86   | 47   | 108 |    | 4.4 | 108.6 | 0.6    | -   | -    | 103   | 29.6 | 35  | 58  | 240   | 1  |      |  |  |  |
| 31 |       |       |    |    | 男  | 54 | 積極的支援 | P               | 170    | 110 | Ⅲ度   |    | 328   |      | 12    | +++ |    | 156  | 186  | 55  |    | 5.4 | 108   | 0.6    | -   | -    | 104.2 | 29.4 | 28  | 28  | 181   | 0  |      |  |  |  |
| 32 |       |       |    |    | 男  | 41 | 積極的支援 | P               | 166    | 110 | Ⅲ度   |    |       | 166  | 6.9   | +++ |    | 145  | 372  | 48  |    | 6.6 | 85.3  | 0.8    | -   | -    | 88    | 24.1 | 47  | 83  | 129   | 1  |      |  |  |  |
| 33 |       |       |    |    | 男  | 49 | 積極的支援 | P               | 163    | 111 | Ⅲ度   |    | 96    |      | 4.9   | -   |    | 159  | 276  | 46  |    | 8.8 | 81    | 0.8    | -   | -    | 92    | 27.6 | 23  | 25  | 164   | 0  |      |  |  |  |
| 34 |       |       |    |    | 男  | 59 | 積極的支援 | P               | 160    | 110 | Ⅲ度   |    | 125   |      | 6.6   | -   |    | 123  | 311  | 45  |    | 7   | 88.9  | 0.7    | -   | -    | 94    | 26.8 | 24  | 29  | 115   | 1  |      |  |  |  |
| 35 |       |       |    |    | 男  | 50 | 積極的支援 | P               | 158    | 111 | Ⅲ度   |    | 105   |      | 5.1   | -   |    | 79   | 378  | 54  |    | 8.1 | 70.8  | 0.9    | ±   | +    | 86    | 23.9 | 65  | 48  | 426   | 1  |      |  |  |  |
| 36 |       |       |    |    | 男  | 51 | 積極的支援 | P               | 156    | 113 | Ⅲ度   |    | 104   |      | 5.6   | +   |    | 160  | 151  | 37  |    | 7.2 | 80.1  | 0.8    | ±   | +    | 93    | 26.4 | 63  | 107 | 149   | 1  |      |  |  |  |
| 37 |       |       |    |    | 男  | 44 | 積極的支援 | P               | 156    | 111 | Ⅲ度   |    | 86    |      | 5.1   | -   |    | 143  | 257  | 56  |    | 7.2 | 73.5  | 0.9    | ++  | ±    | 93.5  | 26.6 | 42  | 63  | 47    | 1  |      |  |  |  |
| 38 |       |       |    |    | 男  | 60 | 積極的支援 | P               | 151    | 123 | Ⅲ度   |    | 94    |      | 5.4   | -   |    | 151  | 206  | 50  |    | 7.7 | 67.2  | 0.9    | ±   | -    | 97.5  | 30   | 81  | 78  | 121   | 0  |      |  |  |  |
| 39 |       |       |    |    | 男  | 54 | 積極的支援 | P               | 150    | 111 | Ⅲ度   |    | 101   |      | 5.5   | -   |    | 226  | 123  | 63  |    | 6.1 | 61.1  | 1.01   | -   | -    | 88    | 25.9 | 22  | 24  | 37    | 0  |      |  |  |  |
| 40 |       |       |    |    | 男  | 40 | 積極的支援 | P               | 148    | 113 | Ⅲ度   |    | 106   |      | 4.9   | -   |    | 136  | 244  | 73  |    | 6.4 | 75.5  | 0.9    | +   | +    | 83    | 25.2 | 35  | 50  | 101   | 1  |      |  |  |  |

P 積極的支援1, 057人の個人一覧 (LDL高い順 上位40人)

| No | 個人コード | 被保険者証 |    | 名前 | 性別 | 年齢 | 階層化結果 | 6-10<br>フロチャート | 特定健診結果 |     |      |    |           |          |       |     |    |      |          |     |    |      |       |        |     |     |      |      |     |     |       |      |  |  |  |
|----|-------|-------|----|----|----|----|-------|----------------|--------|-----|------|----|-----------|----------|-------|-----|----|------|----------|-----|----|------|-------|--------|-----|-----|------|------|-----|-----|-------|------|--|--|--|
|    |       | 記号    | 番号 |    |    |    |       |                | 血圧     |     |      |    | 糖代謝       |          |       |     |    | 脂質代謝 |          |     |    | 尿酸   | 腎臓の機能 |        |     |     | 内臓脂肪 |      | 肝機能 |     |       | 生活習慣 |  |  |  |
|    |       |       |    |    |    |    |       |                | 収縮期    | 拡張期 | 血圧分類 | 治療 | 空腹時<br>血糖 | 随時<br>血糖 | HbA1c | 尿糖  | 治療 | LDL  | 中性<br>脂肪 | HDL | 治療 | 尿酸   | eGFR  | クレアチニン | 尿蛋白 | 尿潜血 | 腹囲   | BMI  | GOT | GPT | γ-GTP | 喫煙   |  |  |  |
| 1  |       |       |    |    | 女  | 63 | 積極的支援 | P              | 149    | 89  | I度   |    | 104       |          | 5.8   | -   |    | 305  | 237      | 50  |    | 5.2  | 76.3  | 0.6    | -   | -   | 90   | 27.3 | 27  | 36  | 38    | 0    |  |  |  |
| 2  |       |       |    |    | 女  | 62 | 積極的支援 | P              | 141    | 80  | I度   |    | 197       |          | 8.4   | ++  |    | 272  | 258      | 48  |    | 5.8  | 64.8  | 0.7    | +   | -   | 86.6 | 26.4 | 24  | 26  | 49    | 0    |  |  |  |
| 3  |       |       |    |    | 女  | 64 | 積極的支援 | P              | 155    | 90  | I度   |    | 105       |          | 4.6   | -   |    | 270  | 101      | 62  |    | 6.2  | 55.5  | 0.8    | -   | ++  | 91.3 | 24.7 | 18  | 23  | 75    | 0    |  |  |  |
| 4  |       |       |    |    | 男  | 54 | 積極的支援 | P              | 129    | 85  | 正常高値 |    | 129       |          | 6.9   | -   |    | 262  | 223      | 68  |    | 7    | 61.7  | 1      | -   | -   | 95.4 | 32   | 26  | 37  | 70    | 0    |  |  |  |
| 5  |       |       |    |    | 男  | 47 | 積極的支援 | P              | 134    | 86  | 正常高値 |    | 105       |          | 5.4   | -   |    | 262  | 333      | 42  |    | 6.8  | 72.1  | 0.9    | ±   | -   | 102  | 24.8 | 18  | 32  | 38    | 1    |  |  |  |
| 6  |       |       |    |    | 男  | 58 | 積極的支援 | P              | 144    | 100 | II度  |    | 93        |          | 5.4   | -   |    | 247  | 229      | 52  |    | 6.3  | 77.2  | 0.8    | ++  | -   | 108  | 30.1 | 23  | 29  | 23    | 0    |  |  |  |
| 7  |       |       |    |    | 男  | 60 | 積極的支援 | P              | 130    | 60  | 正常高値 |    | 126       |          | 6.6   | -   |    | 245  | 351      | 41  |    | 8.6  | 76.5  | 0.8    | -   | +   | 86.5 | 22.9 | 16  | 8   | 53    | 0    |  |  |  |
| 8  |       |       |    |    | 男  | 64 | 積極的支援 | P              | 141    | 88  | I度   |    | 91        |          | 4.7   | -   |    | 238  | 173      | 52  |    | 6.3  | 58.8  | 1      | -   | -   | 86.8 | 22.9 | 22  | 24  | 36    | 0    |  |  |  |
| 9  |       |       |    |    | 男  | 63 | 積極的支援 | P              | 110    | 70  | 正常   |    | 101       |          | 5.3   | -   |    | 237  | 80       | 49  |    | 5.9  | 66.3  | 0.9    | ±   | -   | 111  | 30.3 | 24  | 37  | 43    | 1    |  |  |  |
| 10 |       |       |    |    | 女  | 60 | 積極的支援 | P              | 126    | 80  | 正常   |    | 235       |          | 10    | +++ |    | 233  | 179      | 82  |    | 5.1  | 94.5  | 0.5    | ++  | -   | 92.7 | 27.1 | 30  | 44  | 107   | 0    |  |  |  |
| 11 |       |       |    |    | 男  | 57 | 積極的支援 | P              | 148    | 82  | I度   |    |           | 72       | 5.2   | -   |    | 232  | 169      | 78  |    | 7.2  | 89.8  | 0.7    | +   | ±   | 93   | 24.6 | 33  | 23  | 38    | 1    |  |  |  |
| 12 |       |       |    |    | 女  | 56 | 積極的支援 | P              | 147    | 97  | I度   |    | 122       |          | 6     | -   |    | 231  | 214      | 48  |    | 4.7  | 66.7  | 0.7    | -   | -   | 97.2 | 36.5 | 24  | 28  | 59    | 0    |  |  |  |
| 13 |       |       |    |    | 男  | 57 | 積極的支援 | P              | 153    | 96  | I度   |    | 112       |          | 6.1   | -   |    | 229  | 518      | 52  |    | 2.2  | 89.8  | 0.7    | -   | -   | 106  | 29.5 | 56  | 75  | 96    | 0    |  |  |  |
| 14 |       |       |    |    | 男  | 56 | 積極的支援 | P              | 161    | 99  | II度  |    | 97        |          | 5.1   | -   |    | 227  | 180      | 43  |    | 4.1  | 90.3  | 0.7    | ±   | -   | 90   | 23.7 | 19  | 27  | 26    | 0    |  |  |  |
| 15 |       |       |    |    | 男  | 54 | 積極的支援 | P              | 150    | 111 | III度 |    | 101       |          | 5.5   | -   |    | 226  | 123      | 63  |    | 6.1  | 61.1  | 1.01   | -   | -   | 88   | 25.9 | 22  | 24  | 37    | 0    |  |  |  |
| 16 |       |       |    |    | 男  | 59 | 積極的支援 | P              | 149    | 80  | I度   |    | 87        |          | 5.1   | -   |    | 220  | 187      | 64  |    | 9.3  | 76.8  | 0.8    | -   | -   | 88.5 | 25.9 | 40  | 41  | 162   | 0    |  |  |  |
| 17 |       |       |    |    | 男  | 51 | 積極的支援 | P              | 110    | 80  | 正常   |    |           | 367      | 11.4  | +++ |    | 219  | 394      | 52  |    | 1.4  | 80.1  | 0.8    | -   | -   | 87   | 24.8 | 19  | 19  | 64    | 1    |  |  |  |
| 18 |       |       |    |    | 男  | 47 | 積極的支援 | P              | 125    | 86  | 正常高値 |    | 112       |          | 5.3   | -   |    | 219  | 118      | 50  |    | 7.1  | 72.1  | 0.9    | -   | -   | 99   | 27.3 | 24  | 26  | 73    | 0    |  |  |  |
| 19 |       |       |    |    | 女  | 60 | 積極的支援 | P              | 135    | 80  | 正常高値 |    | 283       |          | 11    | +++ |    | 218  | 137      | 60  |    | 3.5  | 120.6 | 0.4    | +   | -   | 96   | 26.9 | 10  | 10  | 21    | 0    |  |  |  |
| 20 |       |       |    |    | 女  | 46 | 積極的支援 | P              | 141    | 85  | I度   |    | 198       |          | 8.4   | -   |    | 217  | 216      | 69  |    | 4.6  | 83.5  | 0.6    | -   | -   | 89.5 | 25.2 | 17  | 25  | 81    | 0    |  |  |  |
| 21 |       |       |    |    | 女  | 57 | 積極的支援 | P              | 122    | 73  | 正常   |    | 127       |          | 6.4   | -   |    | 217  | 390      | 52  |    | 5.8  | 73.2  | 0.64   | -   | -   | 92   | 26.5 | 21  | 37  | 48    | 0    |  |  |  |
| 22 |       |       |    |    | 男  | 56 | 積極的支援 | P              | 150    | 100 | II度  |    |           | 123      | 5.9   | -   |    | 217  | 106      | 54  |    | 8.8  | 55.1  | 1.1    | +   | -   | 101  | 28.9 | 39  | 63  | 95    | 0    |  |  |  |
| 23 |       |       |    |    | 男  | 43 | 積極的支援 | P              | 126    | 77  | 正常   |    | 102       |          | 5.1   | -   |    | 216  | 254      | 53  |    | 6.8  | 74    | 0.9    | -   | -   | 101  | 30.8 | 97  | 193 | 164   | 0    |  |  |  |
| 24 |       |       |    |    | 女  | 60 | 積極的支援 | P              | 125    | 75  | 正常   |    | 111       |          | 5.9   | -   |    | 215  | 305      | 71  |    | 8.5  | 65.4  | 0.7    | -   | +++ | 108  | 30.3 | 48  | 47  | 127   | 0    |  |  |  |
| 25 |       |       |    |    | 女  | 63 | 積極的支援 | P              | 142    | 74  | I度   |    | 91        |          | 5.1   | -   |    | 214  | 150      | 51  |    | 4.9  | 64.5  | 0.7    | ±   | -   | 91.5 | 25.2 | 24  | 24  | 120   | 0    |  |  |  |
| 26 |       |       |    |    | 男  | 40 | 積極的支援 | P              | 130    | 76  | 正常高値 |    | 90        |          | 5.1   | -   |    | 213  | 190      | 44  |    | 6.3  | 75.5  | 0.9    | -   | +   | 89   | 26.3 | 22  | 28  | 19    | 1    |  |  |  |
| 27 |       |       |    |    | 男  | 40 | 積極的支援 | P              | 106    | 59  | 正常   |    | 90        |          | 5.1   | -   |    | 213  | 236      | 59  |    | 6.5  | 85.9  | 0.8    | -   | -   | 87   | 24   | 29  | 52  | 142   | 1    |  |  |  |
| 28 |       |       |    |    | 女  | 55 | 積極的支援 | P              | 130    | 70  | 正常高値 |    | 103       |          | 5.4   | -   |    | 212  | 71       | 73  |    | 3.6  | 96.9  | 0.5    | -   | ++  | 90.5 | 25   | 14  | 12  | 21    | 1    |  |  |  |
| 29 |       |       |    |    | 女  | 56 | 積極的支援 | P              | 136    | 98  | I度   |    | 103       |          | 6.3   | -   |    | 211  | 148      | 79  |    | 6.9  | 79    | 0.6    | -   | -   | 103  | 36.1 | 47  | 84  | 58    | 0    |  |  |  |
| 30 |       |       |    |    | 男  | 63 | 積極的支援 | P              | 150    | 90  | I度   |    |           | 89       | 5.5   | -   |    | 210  | 164      | 53  |    | 6.7  | 87.3  | 0.7    | ±   | +   | 84.5 | 25.5 | 28  | 34  | 33    | 1    |  |  |  |
| 31 |       |       |    |    | 女  | 64 | 積極的支援 | P              | 109    | 64  | 正常   |    | 114       |          | 6.2   | -   |    | 209  | 172      | 55  |    | 4.3  | 64.2  | 0.7    | ±   | ±   | 93   | 23.2 | 21  | 21  | 49    | 0    |  |  |  |
| 32 |       |       |    |    | 男  | 59 | 積極的支援 | P              | 181    | 108 | III度 |    | 108       |          | 5.3   | -   |    | 208  | 567      | 57  |    | 9    | 60.2  | 1      | -   | -   | 87.8 | 25.3 | 24  | 22  | 147   | 0    |  |  |  |
| 33 |       |       |    |    | 男  | 62 | 積極的支援 | P              | 148    | 98  | I度   |    | 114       |          | 5.3   | -   |    | 208  | 112      | 66  |    | 5.7  | 126.7 | 0.5    | -   | -   | 90   | 24.1 | 68  | 43  | 697   | 1    |  |  |  |
| 34 |       |       |    |    | 男  | 52 | 積極的支援 | P              | 115    | 67  | 正常   |    | 103       |          | 5.2   | -   |    | 208  | 179      | 45  |    | 6.8  | 90.8  | 0.71   | -   | ±   | 89   | 25.2 | 20  | 18  | 25    | 1    |  |  |  |
| 35 |       |       |    |    | 男  | 45 | 積極的支援 | P              | 108    | 59  | 正常   |    | 222       |          | 10    | +++ |    | 207  | 177      | 41  |    | 3.5  | 138.9 | 0.5    | ±   | -   | 87   | 26.2 | 18  | 27  | 30    | 1    |  |  |  |
| 36 |       |       |    |    | 男  | 60 | 積極的支援 | P              | 100    | 60  | 正常   |    |           | 143      | 6.4   | ++  |    | 207  | 268      | 45  |    | 3.4  | 127.9 | 0.5    | -   | -   | 104  | 27.8 | 26  | 38  | 48    | 1    |  |  |  |
| 37 |       |       |    |    | 女  | 62 | 積極的支援 | P              | 136    | 72  | 正常高値 |    | 110       |          | 6     | -   |    | 207  | 65       | 57  |    | 10.4 | 64.8  | 0.7    | -   | ±   | 96.6 | 30.7 | 20  | 18  | 19    | 0    |  |  |  |
| 38 |       |       |    |    | 男  | 55 | 積極的支援 | P              | 136    | 89  | 正常高値 |    | 113       |          | 5.4   | -   |    | 207  | 160      | 58  |    | 6.2  | 78.4  | 0.8    | -   | ±   | 93.5 | 28.9 | 30  | 43  | 44    | 0    |  |  |  |
| 39 |       |       |    |    | 男  | 51 | 積極的支援 | P              | 134    | 96  | I度   |    | 92        |          | 5.8   | -   |    | 206  | 362      | 39  |    | 8    | 62.8  | 1      | -   | -   | 91   | 29   | 33  | 53  | 57    | 0    |  |  |  |
| 40 |       |       |    |    | 女  | 54 | 積極的支援 | P              | 140    | 88  | I度   |    |           | 89       | 5.5   | -   |    | 205  | 284      | 58  |    | 7    | 79.8  | 0.6    | ±   | ±   | 93   | 28.4 | 37  | 65  | 154   | 0    |  |  |  |



P 積極的支援 1, 057 人の個人一覧 (eGFR低い順 上位 40 人)

| No | 個人コード | 被保険者証<br>記号 | 被保険者証<br>番号 | 名前 | 性別 | 年齢 | 階層化結果 | 6-10<br>フローチャート | 特定健診結果 |     |       |    |           |          |       |    |      |     |          |     |    |       |      |        |     |      |       |      |     |     |       |    |
|----|-------|-------------|-------------|----|----|----|-------|-----------------|--------|-----|-------|----|-----------|----------|-------|----|------|-----|----------|-----|----|-------|------|--------|-----|------|-------|------|-----|-----|-------|----|
|    |       |             |             |    |    |    |       |                 | 血圧     |     |       |    | 糖代謝       |          |       |    | 脂質代謝 |     |          |     | 尿酸 | 腎臓の機能 |      |        |     | 内臓脂肪 |       | 肝機能  |     |     | 生活習慣  |    |
|    |       |             |             |    |    |    |       |                 | 収縮期    | 拡張期 | 血圧分類  | 治療 | 空腹時<br>血糖 | 随時<br>血糖 | HbA1c | 尿糖 | 治療   | LDL | 中性<br>脂肪 | HDL | 治療 | 尿酸    | eGFR | クレアチニン | 尿蛋白 | 尿潜血  | 腹囲    | BMI  | GOT | GPT | γ-GTP | 喫煙 |
| 1  |       |             |             |    | 男  | 64 | 積極的支援 | P               | 140    | 90  | I 度   |    | 99        |          | 5.7   | -  |      | 191 | 190      | 68  |    | 8.1   | 26.1 | 2.1    | +   | +    | 89    | 25.8 | 32  | 22  | 30    | 1  |
| 2  |       |             |             |    | 女  | 59 | 積極的支援 | P               | 154    | 104 | II 度  |    | 88        |          | 5     | -  |      | 171 | 263      | 43  |    | 6.9   | 30.8 | 1.4    | ++  | ++   | 93.8  | 27   | 14  | 12  | 15    | 0  |
| 3  |       |             |             |    | 男  | 63 | 積極的支援 | P               | 106    | 66  | 正常    |    | 101       |          | 5.4   | -  |      | 123 | 381      | 35  |    | 5     | 31.1 | 1.8    | -   | -    | 88    | 23.8 | 15  | 14  | 18    | 0  |
| 4  |       |             |             |    | 男  | 47 | 積極的支援 | P               | 130    | 90  | I 度   |    | 95        |          | 5.1   | -  |      | 143 | 200      | 58  |    | 9.3   | 38.4 | 1.6    | +++ | ++   | 89.5  | 25.9 | 26  | 16  | 38    | 1  |
| 5  |       |             |             |    | 女  | 61 | 積極的支援 | P               | 155    | 77  | I 度   |    | 148       |          | 6.8   | -  |      | 194 | 194      | 46  |    | 6.7   | 39.7 | 1.1    | ±   | +++  | 92    | 26.7 | 18  | 14  | 31    | 0  |
| 6  |       |             |             |    | 女  | 62 | 積極的支援 | P               | 167    | 80  | II 度  |    | 112       |          | 5.8   | -  |      | 160 | 90       | 64  |    | 8     | 43.9 | 1      | -   | ±    | 97    | 26.4 | 24  | 17  | 22    | 0  |
| 7  |       |             |             |    | 女  | 61 | 積極的支援 | P               | 150    | 80  | I 度   |    |           | 112      | 5.9   | -  |      | 109 | 131      | 44  |    | 5.9   | 44.1 | 1      | -   | ±    | 92    | 26.3 | 47  | 84  | 38    | 0  |
| 8  |       |             |             |    | 男  | 62 | 積極的支援 | P               | 131    | 99  | I 度   |    | 107       |          | 5.4   | -  |      | 137 | 149      | 45  |    | 7.9   | 44.5 | 1.3    | -   | -    | 92.5  | 26.3 | 30  | 31  | 49    | 0  |
| 9  |       |             |             |    | 男  | 64 | 積極的支援 | P               | 145    | 90  | I 度   |    | 101       |          | 5     | -  |      | 101 | 132      | 46  |    | 8.1   | 48.2 | 1.2    | -   | +    | 88    | 25.3 | 21  | 20  | 25    | 0  |
| 10 |       |             |             |    | 男  | 45 | 積極的支援 | P               | 130    | 88  | 正常高値  |    | 99        |          | 4.7   | -  |      | 163 | 157      | 50  |    | 8     | 48.8 | 1.3    | ±   | ±    | 90    | 27.4 | 22  | 36  | 36    | 0  |
| 11 |       |             |             |    | 男  | 60 | 積極的支援 | P               | 152    | 104 | II 度  |    | 99        |          | 5.1   | -  |      | 171 | 169      | 48  |    | 8.3   | 49.1 | 1.2    | -   | -    | 87.5  | 26.1 | 29  | 38  | 259   | 0  |
| 12 |       |             |             |    | 男  | 60 | 積極的支援 | P               | 110    | 70  | 正常    |    | 103       |          | 5     | -  |      | 117 | 237      | 52  |    | 8.9   | 49.1 | 1.2    | ±   | -    | 97    | 25.3 | 31  | 23  | 73    | 0  |
| 13 |       |             |             |    | 女  | 58 | 積極的支援 | P               | 108    | 69  | 正常    |    | 116       |          | 5.7   | -  |      | 119 | 143      | 40  |    | 10.1  | 50.2 | 0.9    | +   | +    | 99    | 26.5 | 31  | 24  | 33    | 1  |
| 14 |       |             |             |    | 男  | 55 | 積極的支援 | P               | 150    | 100 | II 度  |    | 136       |          | 6     | -  |      | 114 | 473      | 57  |    | 8.1   | 50.3 | 1.2    | ±   | -    | 96    | 28.4 | 40  | 55  | 173   | 0  |
| 15 |       |             |             |    | 男  | 53 | 積極的支援 | P               | 181    | 114 | III 度 |    | 97        |          | 5.1   | -  |      | 103 | 208      | 43  |    | 7.6   | 50.9 | 1.2    | -   | -    | 93.8  | 29.9 | 21  | 28  | 77    | 0  |
| 16 |       |             |             |    | 男  | 50 | 積極的支援 | P               | 119    | 70  | 正常    |    |           | 84       | 5.6   | -  |      | 104 | 152      | 37  |    | 8.9   | 51.7 | 1.2    | -   | +++  | 104   | 34.3 | 23  | 21  | 30    | 0  |
| 17 |       |             |             |    | 女  | 48 | 積極的支援 | P               | 114    | 88  | 正常高値  |    | 153       |          | 6.6   | -  |      | 179 | 270      | 53  |    | 7.9   | 53   | 0.9    | +   | -    | 107.3 | 40   | 33  | 52  | 39    | 0  |
| 18 |       |             |             |    | 女  | 48 | 積極的支援 | P               | 126    | 80  | 正常    |    | 104       |          | 5.4   | -  |      | 127 | 233      | 28  |    | 5.1   | 53   | 0.9    | -   | -    | 96    | 31.8 | 20  | 31  | 28    | 0  |
| 19 |       |             |             |    | 男  | 64 | 積極的支援 | P               | 140    | 94  | I 度   |    | 143       |          | 5.1   | -  |      | 98  | 142      | 62  |    | 7.7   | 53   | 1.1    | -   | -    | 98.3  | 29.2 | 22  | 27  | 76    | 0  |
| 20 |       |             |             |    | 男  | 62 | 積極的支援 | P               | 133    | 90  | I 度   |    | 107       |          | 5.5   | -  |      | 192 | 123      | 53  |    | 7.7   | 53.5 | 1.1    | -   | -    | 90.3  | 25.7 | 27  | 37  | 34    | 0  |
| 21 |       |             |             |    | 男  | 62 | 積極的支援 | P               | 134    | 89  | 正常高値  |    | 96        |          | 4.8   | -  |      | 169 | 198      | 32  |    | 7.1   | 53.5 | 1.1    | -   | -    | 90.3  | 24.5 | 19  | 24  | 27    | 0  |
| 22 |       |             |             |    | 男  | 62 | 積極的支援 | P               | 137    | 85  | 正常高値  |    | 94        |          | 5.4   | -  |      | 106 | 174      | 41  |    | 7.1   | 53.5 | 1.1    | -   | -    | 90    | 22.2 | 19  | 19  | 47    | 1  |
| 23 |       |             |             |    | 男  | 61 | 積極的支援 | P               | 169    | 109 | II 度  |    | 99        |          | 5.4   | -  |      | 181 | 192      | 69  |    | 7.2   | 53.7 | 1.1    | -   | -    | 90    | 25.7 | 20  | 13  | 55    | 0  |
| 24 |       |             |             |    | 男  | 61 | 積極的支援 | P               | 128    | 88  | 正常高値  |    | 86        |          | 4.8   | -  |      | 162 | 91       | 61  |    | 7.8   | 53.7 | 1.1    | -   | -    | 86    | 25.5 | 28  | 22  | 33    | 1  |
| 25 |       |             |             |    | 男  | 61 | 積極的支援 | P               | 139    | 79  | 正常高値  |    | 108       |          | 5.7   | -  |      | 139 | 596      | 36  |    | 9.4   | 53.7 | 1.1    | ±   | -    | 100   | 30.4 | 22  | 30  | 74    | 1  |
| 26 |       |             |             |    | 男  | 61 | 積極的支援 | P               | 140    | 90  | I 度   |    | 109       |          | 5.5   | -  |      | 117 | 153      | 46  |    | 6.5   | 53.7 | 1.1    | -   | +    | 85    | 25.1 | 15  | 15  | 22    | 0  |
| 27 |       |             |             |    | 男  | 61 | 積極的支援 | P               | 115    | 87  | 正常高値  |    |           | 105      | 5     | -  |      | 97  | 269      | 43  |    | 7     | 53.7 | 1.1    | -   | -    | 89    | 25.1 | 19  | 28  | 102   | 1  |
| 28 |       |             |             |    | 男  | 60 | 積極的支援 | P               | 120    | 80  | 正常    |    | 108       |          | 6.2   | -  |      | 157 | 153      | 49  |    | 5.6   | 54   | 1.1    | -   | +    | 89.5  | 29.8 | 60  | 104 | 190   | 0  |
| 29 |       |             |             |    | 男  | 60 | 積極的支援 | P               | 130    | 86  | 正常高値  |    |           | 101      | 6     | -  |      | 145 | 341      | 65  |    | 6.7   | 54   | 1.1    | ++  | ++   | 94.3  | 26.5 | 39  | 57  | 84    | 0  |
| 30 |       |             |             |    | 男  | 60 | 積極的支援 | P               | 135    | 77  | 正常高値  |    | 101       |          | 5.4   | -  |      | 131 | 187      | 33  |    | 7.1   | 54   | 1.1    | +++ | ++   | 94    | 27.9 | 37  | 54  | 42    | 0  |
| 31 |       |             |             |    | 男  | 60 | 積極的支援 | P               | 140    | 90  | I 度   |    | 92        |          | 4.6   | -  |      | 100 | 244      | 40  |    | 6.3   | 54   | 1.1    | -   | -    | 92.5  | 30.8 | 56  | 74  | 308   | 0  |
| 32 |       |             |             |    | 男  | 60 | 積極的支援 | P               | 146    | 80  | I 度   |    | 115       |          | 5.3   | -  |      | 96  | 82       | 49  |    | 8     | 54   | 1.1    | -   | -    | 86    | 21.8 | 30  | 21  | 33    | 0  |
| 33 |       |             |             |    | 男  | 59 | 積極的支援 | P               | 154    | 100 | II 度  |    | 91        |          | 5.3   | -  |      | 150 | 137      | 53  |    | 8.6   | 54.2 | 1.1    | -   | -    | 86    | 23   | 27  | 40  | 31    | 1  |
| 34 |       |             |             |    | 男  | 59 | 積極的支援 | P               | 130    | 80  | 正常高値  |    | 81        |          | 4.7   | -  |      | 136 | 81       | 37  |    | 5     | 54.2 | 1.1    | ++  | -    | 90    | 25.1 | 12  | 12  | 25    | 1  |
| 35 |       |             |             |    | 男  | 41 | 積極的支援 | P               | 100    | 60  | 正常    |    | 81        |          | 4.5   | -  |      | 144 | 180      | 42  |    | 7.7   | 54.7 | 1.2    | -   | -    | 97    | 30.1 | 19  | 27  | 22    | 1  |
| 36 |       |             |             |    | 男  | 57 | 積極的支援 | P               | 174    | 113 | III 度 |    | 159       |          | 6.1   | -  |      | 123 | 228      | 51  |    | 6.4   | 54.8 | 1.1    | ±   | -    | 103   | 32.3 | 28  | 38  | 34    | 1  |
| 37 |       |             |             |    | 男  | 58 | 積極的支援 | P               | 139    | 99  | I 度   |    | 97        |          | 5     | -  |      | 147 | 200      | 58  |    | 10.4  | 55   | 1.09   | -   | -    | 91    | 27.7 | 27  | 18  | 133   | 1  |
| 38 |       |             |             |    | 男  | 56 | 積極的支援 | P               | 150    | 100 | II 度  |    |           | 123      | 5.9   | -  |      | 217 | 106      | 54  |    | 8.8   | 55.1 | 1.1    | +   | -    | 101   | 28.9 | 39  | 63  | 95    | 0  |
| 39 |       |             |             |    | 男  | 56 | 積極的支援 | P               | 138    | 84  | 正常高値  |    |           | 66       | 5.3   | -  |      | 112 | 216      | 46  |    | 5.7   | 55.1 | 1.1    | -   | -    | 88.4  | 22.7 | 24  | 21  | 27    | 0  |
| 40 |       |             |             |    | 女  | 64 | 積極的支援 | P               | 155    | 90  | I 度   |    | 105       |          | 4.6   | -  |      | 270 | 101      | 62  |    | 6.2   | 55.5 | 0.8    | -   | ++   | 91.3  | 24.7 | 18  | 23  | 75    | 0  |

(O)動機づけ支援 HbA1c降順 上位40名

| No | 個人コード | 被保険者証 |    | 名前 | 性別 | 年齢 | 階層化結果  | 6-10<br>フロチャート | 特定健診結果 |     |      |    |           |          |       |     |    |      |          |     |    |     |       |            |     |     |      |      |     |     |       |    |      |  |  |  |
|----|-------|-------|----|----|----|----|--------|----------------|--------|-----|------|----|-----------|----------|-------|-----|----|------|----------|-----|----|-----|-------|------------|-----|-----|------|------|-----|-----|-------|----|------|--|--|--|
|    |       | 記号    | 番号 |    |    |    |        |                | 血圧     |     |      |    | 糖代謝       |          |       |     |    | 脂質代謝 |          |     |    | 尿酸  |       | 腎臓の機能      |     |     |      | 内臓脂肪 |     | 肝機能 |       |    | 生活習慣 |  |  |  |
|    |       |       |    |    |    |    |        |                | 収縮期    | 拡張期 | 血圧分類 | 治療 | 空腹時<br>血糖 | 随時<br>血糖 | HbA1c | 尿糖  | 治療 | LDL  | 中性<br>脂肪 | HDL | 治療 | 尿酸  | eGFR  | クレアチ<br>ニン | 尿蛋白 | 尿潜血 | 腹囲   | BMI  | GOT | GPT | γ-GTP | 喫煙 |      |  |  |  |
| 1  |       |       |    |    | 女  | 48 | 動機づけ支援 | 0              | 148    | 90  | I度   |    |           | 320      | 12.8  | +   |    | 159  | 95       | 81  |    | 3.4 | 128.6 | 0.4        | ±   | -   | 87.5 | 25.4 | 33  | 59  | 39    | 0  |      |  |  |  |
| 2  |       |       |    |    | 男  | 70 | 動機づけ支援 | 0              | 148    | 98  | I度   |    |           | 329      | 12    | +++ |    | 173  | 292      | 36  |    | 4.8 | 73.2  | 0.8        | -   | -   | 84   | 25.1 | 17  | 15  | 21    | 1  |      |  |  |  |
| 3  |       |       |    |    | 女  | 71 | 動機づけ支援 | 0              | 152    | 50  | I度   |    |           | 230      | 11.7  | ++  |    | 162  | 219      | 59  |    | 4   | 90    | 0.5        | ++  | ±   | 91.5 | 30.5 | 14  | 16  | 22    | 0  |      |  |  |  |
| 4  |       |       |    |    | 男  | 68 | 動機づけ支援 | 0              | 130    | 76  | 正常高値 |    | 265       |          | 11.3  | +++ |    | 144  | 130      | 45  |    | 3.4 | 73.8  | 0.8        | -   | -   | 91   | 25.2 | 21  | 27  | 37    | 0  |      |  |  |  |
| 5  |       |       |    |    | 女  | 57 | 動機づけ支援 | 0              | 109    | 71  | 正常   |    | 216       |          | 11.3  | +   |    | 150  | 119      | 52  |    | 2.7 | 95.9  | 0.5        | ±   | -   | 86.4 | 27.6 | 38  | 52  | 32    | 0  |      |  |  |  |
| 6  |       |       |    |    | 女  | 67 | 動機づけ支援 | 0              | 144    | 70  | I度   |    |           | 387      | 11.1  | +++ |    | 176  | 200      | 49  |    | 4.2 | 75    | 0.6        | -   | -   | 92   | 26.3 | 17  | 18  | 71    | 0  |      |  |  |  |
| 7  |       |       |    |    | 男  | 71 | 動機づけ支援 | 0              | 128    | 80  | 正常   |    | 264       |          | 10.5  | ++  |    | 77   | 54       | 87  |    | 6.1 | 64.8  | 0.89       | -   | -   | 88   | 23.2 | 38  | 30  | 118   | 0  |      |  |  |  |
| 8  |       |       |    |    | 男  | 65 | 動機づけ支援 | 0              | 135    | 71  | 正常高値 |    | 288       |          | 10.3  | -   |    | 182  | 162      | 52  |    | 5.4 | 86.5  | 0.7        | -   | -   | 94   | 26   | 47  | 61  | 80    | 0  |      |  |  |  |
| 9  |       |       |    |    | 男  | 67 | 動機づけ支援 | 0              | 144    | 93  | I度   |    | 201       |          | 10.1  | +++ |    | 115  | 171      | 79  |    | 3.8 | 85.7  | 0.7        | -   | -   | 112  | 34.4 | 53  | 47  | 376   | 0  |      |  |  |  |
| 10 |       |       |    |    | 男  | 52 | 動機づけ支援 | 0              | 120    | 70  | 正常   |    | 254       |          | 9.9   | +++ |    | 161  | 109      | 61  |    | 5.6 | 56.2  | 1.1        | ±   | -   | 93   | 28.4 | 21  | 30  | 31    | 0  |      |  |  |  |
| 11 |       |       |    |    | 男  | 70 | 動機づけ支援 | 0              | 102    | 62  | 正常   |    | 238       |          | 9.9   | +++ |    | 124  | 62       | 59  |    | 5.7 | 73.2  | 0.8        | -   | -   | 91.7 | 27.7 | 19  | 20  | 27    | 0  |      |  |  |  |
| 12 |       |       |    |    | 男  | 72 | 動機づけ支援 | 0              | 123    | 73  | 正常   |    |           | 154      | 9.5   | -   |    | 126  | 131      | 44  |    | 4.4 | 56.9  | 1          | -   | -   | 85.5 | 24.2 | 21  | 20  | 54    | 0  |      |  |  |  |
| 13 |       |       |    |    | 男  | 63 | 動機づけ支援 | 0              | 120    | 80  | 正常   |    | 201       |          | 9.5   | -   |    | 158  | 93       | 45  |    | 5.1 | 75.4  | 0.8        | -   | -   | 91   | 26.8 | 21  | 31  | 24    | 0  |      |  |  |  |
| 14 |       |       |    |    | 男  | 73 | 動機づけ支援 | 0              | 177    | 82  | II度  |    | 130       |          | 9.3   | ++  |    | 108  | 115      | 34  |    | 4.8 | 56.6  | 1          | ++  | -   | 89   | 26.8 | 11  | 11  | 11    | 0  |      |  |  |  |
| 15 |       |       |    |    | 男  | 70 | 動機づけ支援 | 0              | 150    | 94  | I度   |    | 301       |          | 9.3   | +++ |    | 181  | 145      | 86  |    | 4.4 | 84.7  | 0.7        | +++ | ±   | 92.3 | 27.1 | 75  | 37  | 283   | 0  |      |  |  |  |
| 16 |       |       |    |    | 男  | 75 | 動機づけ支援 | 0              | 150    | 90  | I度   |    | 193       |          | 8.9   | +++ |    | 107  | 366      | 35  |    | 6.2 | 71.7  | 0.8        | ±   | -   | 90   | 25.2 | 22  | 33  | 55    | 0  |      |  |  |  |
| 17 |       |       |    |    | 男  | 68 | 動機づけ支援 | 0              | 114    | 55  | 正常   |    | 212       |          | 8.8   | ++  |    | 140  | 107      | 51  |    | 5.4 | 101.1 | 0.6        | ±   | -   | 87   | 24.8 | 18  | 17  | 20    | 0  |      |  |  |  |
| 18 |       |       |    |    | 男  | 70 | 動機づけ支援 | 0              | 140    | 80  | I度   |    | 185       |          | 8.7   | +   |    | 122  | 199      | 37  |    | 6.4 | 64.3  | 0.9        | -   | ±   | 98   | 28.4 | 20  | 22  | 37    | 0  |      |  |  |  |
| 19 |       |       |    |    | 女  | 60 | 動機づけ支援 | 0              | 134    | 72  | 正常高値 |    | 145       |          | 8.7   | +   |    | 147  | 120      | 52  |    | 4.4 | 94.5  | 0.5        | -   | -   | 83.2 | 25.2 | 15  | 26  | 22    | 0  |      |  |  |  |
| 20 |       |       |    |    | 女  | 72 | 動機づけ支援 | 0              | 118    | 70  | 正常   |    | 201       |          | 8.7   | -   |    | 87   | 68       | 57  |    | 4.3 | 89.7  | 0.5        | ±   | -   | 111  | 35   | 27  | 27  | 25    | 0  |      |  |  |  |
| 21 |       |       |    |    | 男  | 68 | 動機づけ支援 | 0              | 130    | 77  | 正常高値 |    | 160       |          | 8.2   | ++  |    | 121  | 71       | 60  |    | 4.7 | 73.8  | 0.8        | -   | -   | 87.3 | 23.6 | 17  | 25  | 38    | 0  |      |  |  |  |
| 22 |       |       |    |    | 男  | 58 | 動機づけ支援 | 0              | 118    | 84  | 正常   |    |           | 189      | 8.2   | +++ |    | 98   | 75       | 59  |    | 4.2 | 77.2  | 0.8        | -   | -   | 94   | 26.6 | 22  | 32  | 35    | 0  |      |  |  |  |
| 23 |       |       |    |    | 女  | 62 | 動機づけ支援 | 0              | 90     | 78  | 正常   |    | 126       |          | 8.1   | -   |    | 128  | 62       | 71  |    | 4.7 | 95.7  | 0.49       | +   | +   | 93   | 23.3 | 21  | 15  | 17    | 0  |      |  |  |  |
| 24 |       |       |    |    | 男  | 73 | 動機づけ支援 | 0              | 170    | 90  | II度  |    | 162       |          | 8     | -   |    | 112  | 53       | 66  |    | 4.5 | 72.3  | 0.8        | -   | -   | 91   | 23.4 | 27  | 32  | 38    | 0  |      |  |  |  |
| 25 |       |       |    |    | 男  | 72 | 動機づけ支援 | 0              | 140    | 87  | I度   |    | 154       |          | 7.9   | ±   |    | 177  | 170      | 76  |    | 6.7 | 84    | 0.7        | -   | -   | 92.5 | 26.4 | 29  | 31  | 53    | 0  |      |  |  |  |
| 26 |       |       |    |    | 女  | 61 | 動機づけ支援 | 0              | 116    | 74  | 正常   |    | 146       |          | 7.9   | -   |    | 132  | 146      | 49  |    | 5.2 | 77    | 0.6        | +   | ±   | 101  | 33.5 | 28  | 33  | 26    | 0  |      |  |  |  |
| 27 |       |       |    |    | 女  | 74 | 動機づけ支援 | 0              | 141    | 75  | I度   |    | 141       |          | 7.8   | -   |    | 197  | 177      | 60  |    | 4.2 | 72.9  | 0.6        | -   | ±   | 98   | 26.9 | 16  | 25  | 40    | 1  |      |  |  |  |
| 28 |       |       |    |    | 男  | 65 | 動機づけ支援 | 0              | 140    | 90  | I度   |    | 145       |          | 7.8   | -   |    | 154  | 302      | 54  |    | 5.9 | 65.7  | 0.9        | -   | -   | 96   | 30.2 | 28  | 38  | 74    | 0  |      |  |  |  |
| 29 |       |       |    |    | 男  | 65 | 動機づけ支援 | 0              | 112    | 72  | 正常   |    | 170       |          | 7.8   | +   |    | 147  | 189      | 40  |    | 5.2 | 74.7  | 0.8        | -   | -   | 93.5 | 24.9 | 62  | 92  | 198   | 0  |      |  |  |  |
| 30 |       |       |    |    | 女  | 60 | 動機づけ支援 | 0              | 110    | 67  | 正常   |    | 115       |          | 7.8   | -   |    | 164  | 56       | 55  |    | 2.9 | 77.4  | 0.6        | -   | -   | 93   | 23.3 | 22  | 27  | 26    | 0  |      |  |  |  |
| 31 |       |       |    |    | 男  | 72 | 動機づけ支援 | 0              | 120    | 80  | 正常   |    | 166       |          | 7.7   | ±   |    | 129  | 89       | 39  |    | 4.1 | 84    | 0.7        | -   | -   | 95.8 | 27.1 | 18  | 27  | 31    | 0  |      |  |  |  |
| 32 |       |       |    |    | 男  | 74 | 動機づけ支援 | 0              | 110    | 70  | 正常   |    | 133       |          | 7.7   | -   |    | 111  | 266      | 34  |    | 9.7 | 63.3  | 0.9        | -   | -   | 85   | 24.1 | 48  | 59  | 58    | 0  |      |  |  |  |
| 33 |       |       |    |    | 男  | 65 | 動機づけ支援 | 0              | 128    | 67  | 正常   |    | 146       |          | 7.6   | +   |    | 130  | 191      | 76  |    | 5.2 | 125   | 0.5        | ±   | ±   | 85   | 23.5 | 22  | 30  | 73    | 1  |      |  |  |  |
| 34 |       |       |    |    | 男  | 69 | 動機づけ支援 | 0              | 120    | 60  | 正常   |    | 247       |          | 7.6   | +   |    | 87   | 81       | 59  |    | 6.4 | 85    | 0.7        | -   | -   | 103  | 30.3 | 50  | 41  | 60    | 1  |      |  |  |  |
| 35 |       |       |    |    | 男  | 66 | 動機づけ支援 | 0              | 136    | 90  | I度   |    | 148       |          | 7.5   | +   |    | 133  | 119      | 44  |    | 7   | 74.4  | 0.8        | +   | -   | 86   | 22.4 | 21  | 26  | 38    | 0  |      |  |  |  |
| 36 |       |       |    |    | 男  | 66 | 動機づけ支援 | 0              | 137    | 80  | 正常高値 |    | 156       |          | 7.4   | ±   |    | 115  | 56       | 70  |    | 4.2 | 58.3  | 1          | -   | -   | 89   | 24.1 | 19  | 19  | 44    | 0  |      |  |  |  |
| 37 |       |       |    |    | 女  | 66 | 動機づけ支援 | 0              | 120    | 80  | 正常   |    | 139       |          | 7.4   | -   |    | 164  | 149      | 53  |    | 5.8 | 61.7  | 0.72       | -   | -   | 92   | 26.9 | 19  | 21  | 34    | 0  |      |  |  |  |
| 38 |       |       |    |    | 男  | 71 | 動機づけ支援 | 0              | 150    | 80  | I度   |    | 136       |          | 7.3   | +++ |    | 147  | 238      | 37  |    | 6.2 | 57.1  | 1          | ±   | -   | 95   | 26.5 | 46  | 69  | 52    | 0  |      |  |  |  |
| 39 |       |       |    |    | 男  | 69 | 動機づけ支援 | 0              | 139    | 80  | 正常高値 |    | 158       |          | 7.3   | ±   |    | 115  | 329      | 40  |    | 6.9 | 73.5  | 0.8        | -   | -   | 98   | 28.4 | 25  | 29  | 60    | 0  |      |  |  |  |
| 40 |       |       |    |    | 男  | 74 | 動機づけ支援 | 0              | 138    | 78  | 正常高値 |    | 74        |          | 7.2   | -   |    | 123  | 59       | 46  |    | 3.7 | 84.7  | 0.69       | -   | +   | 91   | 25.4 | 19  | 23  | 19    | 1  |      |  |  |  |

P 動機づけ支援 2, 199人の個人一覧 (血圧高い順 上位40人)

| No | 個人コード | 被保険者証 |    | 名前 | 性別 | 年齢 | 階層化結果  | 6-10<br>フローチャート | 特定健診結果 |     |      |    |           |          |       |    |    |      |          |     |    |     |       |            |     |     |      |      |     |     |       |      |  |
|----|-------|-------|----|----|----|----|--------|-----------------|--------|-----|------|----|-----------|----------|-------|----|----|------|----------|-----|----|-----|-------|------------|-----|-----|------|------|-----|-----|-------|------|--|
|    |       | 記号    | 番号 |    |    |    |        |                 | 血圧     |     |      |    | 糖代謝       |          |       |    |    | 脂質代謝 |          |     |    | 尿酸  | 腎臓の機能 |            |     |     | 内臓脂肪 |      | 肝機能 |     |       | 生活習慣 |  |
|    |       |       |    |    |    |    |        |                 | 収縮期    | 拡張期 | 血圧分類 | 治療 | 空腹時<br>血糖 | 随時<br>血糖 | HbA1c | 尿糖 | 治療 | LDL  | 中性<br>脂肪 | HDL | 治療 | 尿酸  | eGFR  | クレアチニ<br>ン | 尿蛋白 | 尿潜血 | 腹囲   | BMI  | GOT | GPT | γ-GTP | 喫煙   |  |
| 1  |       |       |    |    | 女  | 71 | 動機づけ支援 | 0               | 240    | 110 | Ⅲ度   |    | 90        |          | 5     | -  |    | 146  | 287      | 39  |    | 5.5 | 73.8  | 0.6        | -   | ++  | 95.6 | 26.8 | 32  | 40  | 49    | 0    |  |
| 2  |       |       |    |    | 男  | 48 | 動機づけ支援 | 0               | 220    | 144 | Ⅲ度   |    | 74        |          | 4.9   | -  |    | 118  | 46       | 59  |    | 7.8 | 57.5  | 1.1        | +   | ±   | 96   | 30.6 | 43  | 35  | 19    | 0    |  |
| 3  |       |       |    |    | 女  | 74 | 動機づけ支援 | 0               | 220    | 90  | Ⅲ度   |    | 112       |          | 6.4   | -  |    | 209  | 117      | 48  |    | 5.2 | 61.6  | 0.7        | -   | -   | 101  | 36.3 | 18  | 16  | 24    | 0    |  |
| 4  |       |       |    |    | 男  | 66 | 動機づけ支援 | 0               | 210    | 110 | Ⅲ度   |    | 100       |          | 5.3   | -  |    | 139  | 102      | 71  |    | 6.9 | 65.4  | 0.9        | ±   | -   | 93.6 | 24.7 | 29  | 25  | 246   | 0    |  |
| 5  |       |       |    |    | 女  | 69 | 動機づけ支援 | 0               | 200    | 102 | Ⅲ度   |    | 89        |          | 5.4   | -  |    | 166  | 162      | 46  |    | 5.4 | 74.4  | 0.6        | +   | -   | 89   | 25.9 | 20  | 19  | 22    | 0    |  |
| 6  |       |       |    |    | 男  | 67 | 動機づけ支援 | 0               | 199    | 114 | Ⅲ度   |    | 85        |          | 5     | -  |    | 116  | 151      | 53  |    | 7.9 | 58    | 1          | +++ | ++  | 89   | 26.3 | 27  | 35  | 25    | 1    |  |
| 7  |       |       |    |    | 女  | 70 | 動機づけ支援 | 0               | 196    | 100 | Ⅲ度   |    | 88        |          | 5.1   | -  |    | 143  | 69       | 58  |    | 6.3 | 74.1  | 0.6        | ±   | ±   | 111  | 30.9 | 16  | 15  | 17    | 0    |  |
| 8  |       |       |    |    | 男  | 72 | 動機づけ支援 | 0               | 194    | 96  | Ⅲ度   |    | 106       |          | 5.3   | -  |    | 113  | 111      | 53  |    | 5.7 | 72.6  | 0.8        | -   | -   | 90   | 26.8 | 31  | 43  | 32    | 0    |  |
| 9  |       |       |    |    | 女  | 72 | 動機づけ支援 | 0               | 193    | 97  | Ⅲ度   |    | 91        |          | 5.2   | -  |    | 150  | 189      | 43  |    | 5   | 53.6  | 0.8        | -   | -   | 111  | 35.2 | 26  | 16  | 13    | 0    |  |
| 10 |       |       |    |    | 男  | 58 | 動機づけ支援 | 0               | 190    | 102 | Ⅲ度   |    |           | 82       | 4.9   | -  |    | 140  | 135      | 58  |    | 5.2 | 60.5  | 1          | -   | -   | 88   | 26.9 | 25  | 30  | 23    | 0    |  |
| 11 |       |       |    |    | 女  | 62 | 動機づけ支援 | 0               | 190    | 90  | Ⅲ度   |    | 122       |          | 6.1   | -  |    | 179  | 103      | 62  |    | 6.1 | 93.6  | 0.5        | -   | ±   | 78.5 | 25.4 | 30  | 26  | 75    | 0    |  |
| 12 |       |       |    |    | 男  | 71 | 動機づけ支援 | 0               | 188    | 82  | Ⅲ度   |    | 79        |          | 5.2   | -  |    | 120  | 105      | 57  |    | 5.3 | 64.1  | 0.9        | ±   | -   | 84.5 | 25.6 | 37  | 70  | 31    | 0    |  |
| 13 |       |       |    |    | 男  | 70 | 動機づけ支援 | 0               | 188    | 72  | Ⅲ度   |    |           | 138      | 5.4   | +  |    | 134  | 87       | 46  |    | 5   | 100.2 | 0.6        | -   | -   | 85   | 24.7 | 17  | 21  | 18    | 0    |  |
| 14 |       |       |    |    | 男  | 68 | 動機づけ支援 | 0               | 187    | 114 | Ⅲ度   |    | 95        |          | 4.1   | -  |    | 79   | 505      | 59  |    | 8.6 | 101.1 | 0.6        | -   | ±   | 93   | 25.7 | 123 | 46  | 319   | 0    |  |
| 15 |       |       |    |    | 女  | 75 | 動機づけ支援 | 0               | 186    | 92  | Ⅲ度   |    |           | 100      | 5.2   | -  |    | 156  | 233      | 40  |    | 5.9 | 53    | 0.8        | -   | -   | 88.5 | 29   | 21  | 14  | 18    | 0    |  |
| 16 |       |       |    |    | 女  | 70 | 動機づけ支援 | 0               | 186    | 68  | Ⅲ度   |    |           | 137      | 5.3   | -  |    | 160  | 109      | 71  |    | 6.5 | 74.1  | 0.6        | -   | -   | 91.5 | 26.9 | 24  | 24  | 14    | 0    |  |
| 17 |       |       |    |    | 男  | 70 | 動機づけ支援 | 0               | 185    | 99  | Ⅲ度   |    |           | 96       | 5.6   | -  |    | 178  | 83       | 88  |    | 5   | 84.7  | 0.7        | -   | ±   | 102  | 29.2 | 16  | 17  | 25    | 0    |  |
| 18 |       |       |    |    | 女  | 66 | 動機づけ支援 | 0               | 184    | 110 | Ⅲ度   |    | 88        |          | 4.8   | -  |    | 110  | 91       | 57  |    | 3.7 | 75.3  | 0.6        | -   | -   | 97.2 | 25.9 | 18  | 12  | 11    | 0    |  |
| 19 |       |       |    |    | 男  | 68 | 動機づけ支援 | 0               | 184    | 106 | Ⅲ度   |    | 83        |          | 5.3   | -  |    | 139  | 200      | 45  |    | 4.6 | 101.1 | 0.6        | -   | -   | 86.5 | 24.1 | 20  | 25  | 22    | 0    |  |
| 20 |       |       |    |    | 女  | 74 | 動機づけ支援 | 0               | 184    | 101 | Ⅲ度   |    | 91        |          | 5.5   | -  |    | 119  | 86       | 82  |    | 5.4 | 89    | 0.5        | -   | -   | 114  | 32.8 | 25  | 22  | 28    | 0    |  |
| 21 |       |       |    |    | 女  | 75 | 動機づけ支援 | 0               | 184    | 97  | Ⅲ度   |    | 93        |          | 5     | -  |    | 110  | 85       | 75  |    | 4   | 61.3  | 0.7        | -   | -   | 94.6 | 28.8 | 24  | 4   | 21    | 0    |  |
| 22 |       |       |    |    | 男  | 70 | 動機づけ支援 | 0               | 184    | 86  | Ⅲ度   |    | 103       |          | 5.1   | -  |    | 133  | 71       | 62  |    | 6.5 | 69.4  | 0.84       | -   | -   | 90   | 25.1 | 18  | 16  | 32    | 0    |  |
| 23 |       |       |    |    | 男  | 68 | 動機づけ支援 | 0               | 183    | 92  | Ⅲ度   |    |           | 98       | 5.2   | -  |    | 147  | 210      | 52  |    | 6.2 | 57.8  | 1          | ±   | -   | 87   | 23.9 | 22  | 18  | 46    | 1    |  |
| 24 |       |       |    |    | 男  | 70 | 動機づけ支援 | 0               | 183    | 82  | Ⅲ度   |    | 94        |          | 5.1   | -  |    | 138  | 177      | 61  |    | 7.2 | 100.2 | 0.6        | -   | -   | 87   | 24.1 | 15  | 16  | 40    | 0    |  |
| 25 |       |       |    |    | 男  | 66 | 動機づけ支援 | 0               | 182    | 118 | Ⅲ度   |    | 90        |          | 5.1   | -  |    | 108  | 195      | 37  |    | 5.1 | 124.4 | 0.5        | -   | +   | 85   | 21   | 19  | 14  | 10    | 1    |  |
| 26 |       |       |    |    | 男  | 75 | 動機づけ支援 | 0               | 182    | 113 | Ⅲ度   |    | 97        |          | 5.3   | -  |    | 130  | 107      | 49  |    | 7.3 | 56.2  | 1          | -   | -   | 96   | 28.9 | 12  | 13  | 32    | 0    |  |
| 27 |       |       |    |    | 女  | 70 | 動機づけ支援 | 0               | 182    | 80  | Ⅲ度   |    | 86        |          | 5.4   | -  |    | 201  | 162      | 50  |    | 6.5 | 74.1  | 0.6        | ++  | ±   | 112  | 39.4 | 27  | 26  | 45    | 0    |  |
| 28 |       |       |    |    | 男  | 67 | 動機づけ支援 | 0               | 180    | 115 | Ⅲ度   |    | 98        |          | 5.5   | -  |    | 144  | 176      | 54  |    | 6.9 | 65.1  | 0.9        | -   | -   | 99   | 25.4 | 25  | 21  | 31    | 0    |  |
| 29 |       |       |    |    | 女  | 69 | 動機づけ支援 | 0               | 180    | 100 | Ⅲ度   |    | 91        |          | 5.2   | -  |    | 137  | 119      | 50  |    | 3.2 | 74.4  | 0.6        | ±   | ±   | 100  | 31.2 | 19  | 13  | 32    | 0    |  |
| 30 |       |       |    |    | 女  | 60 | 動機づけ支援 | 0               | 180    | 96  | Ⅲ度   |    | 89        |          | 4.8   | -  |    | 129  | 54       | 65  |    | 2.4 | 56.5  | 0.8        | -   | -   | 89   | 27.3 | 18  | 18  | 11    | 0    |  |
| 31 |       |       |    |    | 男  | 73 | 動機づけ支援 | 0               | 180    | 95  | Ⅲ度   |    | 152       |          | 5.6   | -  |    | 123  | 224      | 33  |    | 9.8 | 63.5  | 0.9        | ±   | -   | 91   | 26.1 | 18  | 20  | 25    | 0    |  |
| 32 |       |       |    |    | 女  | 73 | 動機づけ支援 | 0               | 180    | 90  | Ⅲ度   |    | 105       |          | 5.7   | -  |    | 91   | 107      | 48  |    | 6.6 | 61.8  | 0.7        | +   | -   | 93   | 29   | 18  | 14  | 13    | 0    |  |
| 33 |       |       |    |    | 男  | 70 | 動機づけ支援 | 0               | 180    | 90  | Ⅲ度   |    | 90        |          | 5.3   | -  |    | 109  | 70       | 44  |    | 4.9 | 57.3  | 1          | -   | -   | 87   | 23.8 | 19  | 13  | 40    | 1    |  |
| 34 |       |       |    |    | 男  | 63 | 動機づけ支援 | 0               | 180    | 90  | Ⅲ度   |    | 94        |          | 4.8   | -  |    | 149  | 74       | 51  |    | 6.4 | 59.1  | 1          | ++  | -   | 92   | 26.4 | 27  | 24  | 20    | 0    |  |
| 35 |       |       |    |    | 女  | 66 | 動機づけ支援 | 0               | 180    | 85  | Ⅲ度   |    | 119       |          | 5.9   | -  |    | 154  | 145      | 64  |    | 5.4 | 63.6  | 0.7        | -   | ±   | 84   | 25.4 | 20  | 16  | 16    | 0    |  |
| 36 |       |       |    |    | 女  | 63 | 動機づけ支援 | 0               | 180    | 80  | Ⅲ度   |    | 82        |          | 5.7   | -  |    | 181  | 140      | 47  |    | 4.7 | 93.2  | 0.5        | -   | -   | 91   | 26   | 24  | 23  | 18    | 0    |  |
| 37 |       |       |    |    | 男  | 74 | 動機づけ支援 | 0               | 180    | 80  | Ⅲ度   |    | 114       |          | 6.6   | +  |    | 98   | 97       | 71  |    | 5.3 | 98.6  | 0.6        | -   | -   | 90   | 24.3 | 19  | 14  | 23    | 1    |  |
| 38 |       |       |    |    | 女  | 69 | 動機づけ支援 | 0               | 178    | 110 | Ⅲ度   |    |           | 96       | 6.2   | -  |    | 158  | 254      | 45  |    | 7   | 62.8  | 0.7        | ++  | -   | 97   | 28.2 | 25  | 34  | 102   | 0    |  |
| 39 |       |       |    |    | 男  | 59 | 動機づけ支援 | 0               | 174    | 110 | Ⅲ度   |    | 92        |          | 5     | -  |    | 168  | 169      | 47  |    | 5.2 | 54.2  | 1.1        | ±   | -   | 84.7 | 25.3 | 25  | 40  | 56    | 0    |  |
| 40 |       |       |    |    | 男  | 65 | 動機づけ支援 | 0               | 172    | 110 | Ⅲ度   |    | 97        |          | 5.8   | -  |    | 146  | 216      | 37  |    | 5.4 | 65.7  | 0.9        | -   | -   | 85   | 25.9 | 33  | 44  | 78    | 0    |  |

P 動機づけ支援 2, 199人の個人一覧 (LDL高い順 上位40人)

| No | 個人コード | 被保険者証 |    | 名前 | 性別 | 年齢 | 階層化結果  | 6-10<br>フローチャート | 特定健診結果 |     |      |    |           |          |       |    |      |     |          |     |    |       |      |            |     |      |      |      |     |     |       |    |
|----|-------|-------|----|----|----|----|--------|-----------------|--------|-----|------|----|-----------|----------|-------|----|------|-----|----------|-----|----|-------|------|------------|-----|------|------|------|-----|-----|-------|----|
|    |       | 記号    | 番号 |    |    |    |        |                 | 血圧     |     |      |    | 糖代謝       |          |       |    | 脂質代謝 |     |          |     | 尿酸 | 腎臓の機能 |      |            |     | 内臓脂肪 |      | 肝機能  |     |     | 生活習慣  |    |
|    |       |       |    |    |    |    |        |                 | 収縮期    | 拡張期 | 血圧分類 | 治療 | 空腹時<br>血糖 | 随時<br>血糖 | HbA1c | 尿糖 | 治療   | LDL | 中性<br>脂肪 | HDL | 治療 | 尿酸    | eGFR | クレアチ<br>ニン | 尿蛋白 | 尿潜血  | 腹囲   | BMI  | GOT | GPT | γ-GTP | 喫煙 |
| 1  |       |       |    |    | 女  | 74 | 動機づけ支援 | 0               | 138    | 80  | 正常高値 |    | 82        |          | 5.4   | —  |      | 255 | 166      | 42  |    | 6.2   | 72.9 | 0.6        | +   | +    | 96   | 28.3 | 27  | 38  | 30    | 0  |
| 2  |       |       |    |    | 女  | 70 | 動機づけ支援 | 0               | 144    | 82  | I度   |    | 84        |          | 5.5   | —  |      | 252 | 124      | 55  |    | 4.8   | 74.1 | 0.6        | +   | +    | 86.5 | 26   | 21  | 22  | 45    | 0  |
| 3  |       |       |    |    | 女  | 72 | 動機づけ支援 | 0               | 137    | 96  | I度   |    | 112       |          | 5.6   | —  |      | 249 | 148      | 55  |    | 4.5   | 84.1 | 0.53       | —   | ±    | 92   | 23.9 | 24  | 15  | 34    | 0  |
| 4  |       |       |    |    | 女  | 49 | 動機づけ支援 | 0               | 150    | 88  | I度   |    | 85        |          | 5.5   | —  |      | 247 | 196      | 69  |    | 6.9   | 82   | 0.6        | +   | ±    | 82.8 | 25.3 | 22  | 36  | 102   | 0  |
| 5  |       |       |    |    | 女  | 67 | 動機づけ支援 | 0               | 111    | 70  | 正常   |    | 121       |          | 6.1   | —  |      | 246 | 271      | 54  |    | 6.5   | 48.1 | 0.9        | ±   | ++   | 97   | 23.7 | 19  | 21  | 29    | 0  |
| 6  |       |       |    |    | 男  | 44 | 動機づけ支援 | 0               | 120    | 70  | 正常   |    | 120       |          | 6.1   | —  |      | 245 | 141      | 54  |    | 3.1   | 83.6 | 0.8        | —   | —    | 86.3 | 24.3 | 21  | 23  | 55    | 0  |
| 7  |       |       |    |    | 男  | 41 | 動機づけ支援 | 0               | 102    | 76  | 正常   |    | 99        |          | 5.5   | —  |      | 241 | 248      | 49  |    | 7.8   | 98.7 | 0.7        | ++  | +    | 104  | 33.5 | 48  | 101 | 212   | 0  |
| 8  |       |       |    |    | 女  | 53 | 動機づけ支援 | 0               | 98     | 80  | 正常   |    | 111       |          | 5.7   | —  |      | 240 | 134      | 64  |    | 6     | 80.2 | 0.6        | —   | +    | 91   | 28.3 | 26  | 27  | 36    | 0  |
| 9  |       |       |    |    | 男  | 65 | 動機づけ支援 | 0               | 141    | 88  | I度   |    | 92        |          | 5.1   | —  |      | 240 | 135      | 57  |    | 7.1   | 65.7 | 0.9        | —   | —    | 87.5 | 23.9 | 23  | 17  | 24    | 0  |
| 10 |       |       |    |    | 女  | 67 | 動機づけ支援 | 0               | 95     | 49  | 正常   |    | 121       |          | 6.1   | —  |      | 239 | 164      | 60  |    | 6.3   | 54.7 | 0.8        | —   | —    | 85.2 | 26.1 | 22  | 25  | 18    | 0  |
| 11 |       |       |    |    | 女  | 56 | 動機づけ支援 | 0               | 114    | 68  | 正常   |    | 96        |          | 5.7   | —  |      | 239 | 247      | 55  |    | 4.6   | 79   | 0.6        | —   | +    | 87.5 | 25.4 | 26  | 36  | 75    | 0  |
| 12 |       |       |    |    | 女  | 61 | 動機づけ支援 | 0               | 128    | 83  | 正常   |    | 105       |          | 5.5   | —  |      | 239 | 101      | 58  |    | 5.8   | 77   | 0.6        | —   | ±    | 94   | 25   | 25  | 19  | 23    | 0  |
| 13 |       |       |    |    | 女  | 67 | 動機づけ支援 | 0               | 103    | 58  | 正常   |    | 106       |          | 5.9   | —  |      | 238 | 150      | 53  |    | 5.8   | 75   | 0.6        | —   | —    | 95   | 26.9 | 29  | 42  | 29    | 0  |
| 14 |       |       |    |    | 女  | 63 | 動機づけ支援 | 0               | 131    | 86  | 正常高値 |    |           | 72       | 5     | —  |      | 236 | 130      | 63  |    | 7     | 55.7 | 0.8        | —   | —    | 86   | 29.5 | 18  | 19  | 20    | 0  |
| 15 |       |       |    |    | 女  | 70 | 動機づけ支援 | 0               | 119    | 77  | 正常   |    | 100       |          | 6.2   | —  |      | 233 | 127      | 51  |    | 3.9   | 90.4 | 0.5        | —   | ±    | 103  | 29.3 | 22  | 23  | 15    | 0  |
| 16 |       |       |    |    | 女  | 67 | 動機づけ支援 | 0               | 141    | 92  | I度   |    | 91        |          | 5.2   | —  |      | 233 | 152      | 66  |    | 5.7   | 63.4 | 0.7        | ±   | —    | 110  | 34.4 | 25  | 29  | 30    | 0  |
| 17 |       |       |    |    | 女  | 67 | 動機づけ支援 | 0               | 144    | 84  | I度   |    | 94        |          | 5.1   | —  |      | 233 | 117      | 57  |    | 4.2   | 54.7 | 0.8        | ±   | —    | 92.5 | 28.5 | 42  | 52  | 211   | 0  |
| 18 |       |       |    |    | 女  | 69 | 動機づけ支援 | 0               | 140    | 74  | I度   |    | 92        |          | 5.5   | —  |      | 232 | 186      | 48  |    | 5.2   | 90.8 | 0.5        | ++  | +    | 94   | 33.4 | 28  | 32  | 44    | 0  |
| 19 |       |       |    |    | 女  | 73 | 動機づけ支援 | 0               | 140    | 80  | I度   |    | 83        |          | 5.3   | —  |      | 231 | 89       | 81  |    | 3.1   | 73.2 | 0.6        | —   | —    | 90   | 24.8 | 23  | 15  | 13    | 0  |
| 20 |       |       |    |    | 女  | 71 | 動機づけ支援 | 0               | 120    | 80  | 正常   |    |           | 109      | 5.4   | —  |      | 230 | 340      | 37  |    | 6.9   | 62.3 | 0.7        | ±   | ±    | 99   | 30   | 39  | 41  | 66    | 0  |
| 21 |       |       |    |    | 女  | 54 | 動機づけ支援 | 0               | 120    | 90  | I度   |    | 87        |          | 4.9   | —  |      | 230 | 81       | 72  |    | 6.2   | 67.4 | 0.7        | —   | —    | 76.3 | 25.3 | 29  | 36  | 32    | 0  |
| 22 |       |       |    |    | 女  | 44 | 動機づけ支援 | 0               | 132    | 84  | 正常高値 |    | 95        |          | 5.5   | —  |      | 228 | 98       | 48  |    | 5.4   | 83.1 | 0.61       | ±   | +++  | 88.7 | 25.9 | 18  | 18  | 30    | 0  |
| 23 |       |       |    |    | 女  | 57 | 動機づけ支援 | 0               | 112    | 70  | 正常   |    | 82        |          | 5.2   | —  |      | 226 | 159      | 59  |    | 6.1   | 57.3 | 0.8        | —   | —    | 91   | 24.2 | 25  | 32  | 17    | 0  |
| 24 |       |       |    |    | 男  | 69 | 動機づけ支援 | 0               | 170    | 108 | II度  |    | 91        |          | 5.4   | —  |      | 225 | 175      | 44  |    | 7     | 51.9 | 1.1        | ±   | —    | 88   | 26   | 25  | 18  | 17    | 0  |
| 25 |       |       |    |    | 男  | 46 | 動機づけ支援 | 0               | 128    | 78  | 正常   |    | 98        |          | 5     | —  |      | 225 | 183      | 51  |    | 8.2   | 64.7 | 1          | —   | —    | 94   | 29.9 | 38  | 121 | 103   | 0  |
| 26 |       |       |    |    | 男  | 67 | 動機づけ支援 | 0               | 144    | 80  | I度   |    | 97        |          | 5.7   | —  |      | 224 | 133      | 66  |    | 6.9   | 60   | 0.97       | —   | —    | 88   | 24   | 19  | 16  | 20    | 0  |
| 27 |       |       |    |    | 女  | 59 | 動機づけ支援 | 0               | 110    | 70  | 正常   |    | 91        |          | 5.1   | —  |      | 224 | 175      | 52  |    | 6.5   | 77.8 | 0.6        | —   | ±    | 84.5 | 26.9 | 18  | 27  | 20    | 0  |
| 28 |       |       |    |    | 女  | 69 | 動機づけ支援 | 0               | 116    | 70  | 正常   |    | 98        |          | 5.3   | —  |      | 222 | 198      | 55  |    | 5.5   | 62.8 | 0.7        | ±   | —    | 89   | 26.5 | 26  | 21  | 19    | 0  |
| 29 |       |       |    |    | 男  | 68 | 動機づけ支援 | 0               | 131    | 81  | 正常高値 |    | 99        |          | 5.5   | —  |      | 221 | 185      | 51  |    | 6.3   | 73.8 | 0.8        | —   | —    | 89   | 23.7 | 23  | 29  | 57    | 0  |
| 30 |       |       |    |    | 女  | 46 | 動機づけ支援 | 0               | 136    | 58  | 正常高値 |    |           | 93       | 5.3   | —  |      | 221 | 107      | 60  |    | 5.7   | 70.6 | 0.7        | —   | —    | 88.5 | 27.2 | 28  | 45  | 27    | 0  |
| 31 |       |       |    |    | 女  | 58 | 動機づけ支援 | 0               | 120    | 70  | 正常   |    | 92        |          | 5.3   | —  |      | 221 | 163      | 58  |    | 5.4   | 78.2 | 0.6        | ±   | +    | 95.5 | 29.3 | 27  | 34  | 33    | 0  |
| 32 |       |       |    |    | 男  | 72 | 動機づけ支援 | 0               | 146    | 86  | I度   |    | 86        |          | 5.4   | —  |      | 220 | 154      | 71  |    | 3.6   | 72.6 | 0.8        | ±   | —    | 85   | 23.4 | 20  | 14  | 18    | 0  |
| 33 |       |       |    |    | 男  | 73 | 動機づけ支援 | 0               | 130    | 70  | 正常高値 |    | 85        |          | 5.6   | —  |      | 219 | 108      | 55  |    | 6.5   | 56.6 | 1          | —   | —    | 90   | 25.2 | 26  | 26  | 37    | 0  |
| 34 |       |       |    |    | 女  | 72 | 動機づけ支援 | 0               | 177    | 101 | II度  |    | 94        |          | 5.8   | —  |      | 217 | 113      | 68  |    | 6.4   | 53.6 | 0.8        | —   | —    | 93   | 26.1 | 40  | 20  | 31    | 0  |
| 35 |       |       |    |    | 男  | 68 | 動機づけ支援 | 0               | 153    | 84  | I度   |    | 111       |          | 5.7   | —  |      | 217 | 60       | 77  |    | 7     | 73.8 | 0.8        | ±   | —    | 88   | 27.7 | 21  | 18  | 23    | 0  |
| 36 |       |       |    |    | 女  | 62 | 動機づけ支援 | 0               | 110    | 66  | 正常   |    | 76        |          | 5.5   | —  |      | 217 | 152      | 53  |    | 7.8   | 64.8 | 0.7        | —   | +    | 86   | 26   | 24  | 24  | 64    | 0  |
| 37 |       |       |    |    | 女  | 66 | 動機づけ支援 | 0               | 131    | 74  | 正常高値 |    | 96        |          | 5.4   | —  |      | 217 | 154      | 48  |    | 5.1   | 63.6 | 0.7        | —   | —    | 94   | 27.5 | 20  | 26  | 20    | 0  |
| 38 |       |       |    |    | 女  | 72 | 動機づけ支援 | 0               | 98     | 57  | 正常   |    | 82        |          | 5.1   | —  |      | 217 | 173      | 58  |    | 5.4   | 62.1 | 0.7        | —   | —    | 90   | 23.9 | 23  | 20  | 18    | 0  |
| 39 |       |       |    |    | 女  | 56 | 動機づけ支援 | 0               | 125    | 73  | 正常   |    | 107       |          | 5.1   | —  |      | 216 | 278      | 51  |    | 6.4   | 79   | 0.6        | —   | —    | 79   | 26.2 | 29  | 40  | 69    | 0  |
| 40 |       |       |    |    | 女  | 74 | 動機づけ支援 | 0               | 126    | 63  | 正常   |    | 103       |          | 5.9   | —  |      | 215 | 184      | 46  |    | 7.6   | 72.9 | 0.6        | —   | —    | 87.1 | 25.7 | 25  | 19  | 39    | 0  |

P 動機づけ支援 2, 199人の個人一覧 (eGFR低い順 上位40人)

| No | 個人<br>コード | 被保険<br>者証<br>記号 | 被保険<br>者証<br>番号 | 名前 | 性別 | 年齢 | 階層化結果  | 6-10<br>フローチャート | 特定健診結果 |     |      |    |           |          |       |    |      |     |          |     |    |       |      |            |     |      |      |      |     |     |          |    |
|----|-----------|-----------------|-----------------|----|----|----|--------|-----------------|--------|-----|------|----|-----------|----------|-------|----|------|-----|----------|-----|----|-------|------|------------|-----|------|------|------|-----|-----|----------|----|
|    |           |                 |                 |    |    |    |        |                 | 血圧     |     |      |    | 糖代謝       |          |       |    | 脂質代謝 |     |          |     | 尿酸 | 腎臓の機能 |      |            |     | 内臓脂肪 |      | 肝機能  |     |     | 生活<br>習慣 |    |
|    |           |                 |                 |    |    |    |        |                 | 収縮期    | 拡張期 | 血圧分類 | 治療 | 空腹時<br>血糖 | 随時<br>血糖 | HbA1c | 尿糖 | 治療   | LDL | 中性<br>脂肪 | HDL | 治療 | 尿酸    | eGFR | クレアチニ<br>ン | 尿蛋白 | 尿潜血  | 腹囲   | BMI  | GOT | GPT | γ-GTP    | 喫煙 |
| 1  |           |                 |                 |    | 女  | 75 | 動機づけ支援 | 0               | 156    | 76  | I度   |    | 99        |          | 5.2   | -  |      | 134 | 97       | 56  |    | 7.3   | 28.7 | 1.4        | ++  | -    | 99   | 25.6 | 20  | 9   | 13       | 0  |
| 2  |           |                 |                 |    | 男  | 71 | 動機づけ支援 | 0               | 128    | 78  | 正常   |    | 91        |          | 5.1   | -  |      | 125 | 130      | 35  |    | 6     | 34.1 | 1.6        | +   | ±    | 91   | 24.3 | 22  | 19  | 31       | 0  |
| 3  |           |                 |                 |    | 男  | 68 | 動機づけ支援 | 0               | 146    | 88  | I度   |    | 134       |          | 6.2   | ±  |      | 121 | 194      | 42  |    | 7.4   | 34.6 | 1.6        | +   | -    | 96   | 25.9 | 24  | 34  | 53       | 0  |
| 4  |           |                 |                 |    | 女  | 70 | 動機づけ支援 | 0               | 140    | 90  | I度   |    | 85        |          | 5.4   | -  |      | 121 | 120      | 66  |    | 5     | 35.3 | 1.18       | -   | -    | 89.5 | 27.4 | 25  | 16  | 44       | 1  |
| 5  |           |                 |                 |    | 女  | 73 | 動機づけ支援 | 0               | 130    | 70  | 正常高値 |    | 80        |          | 5.4   | -  |      | 154 | 190      | 65  |    | 7.1   | 37.7 | 1.1        | -   | ±    | 90   | 26.6 | 21  | 23  | 21       | 0  |
| 6  |           |                 |                 |    | 女  | 69 | 動機づけ支援 | 0               | 132    | 82  | 正常高値 |    | 89        |          | 4.9   | -  |      | 129 | 90       | 58  |    | 4.4   | 38.3 | 1.1        | +   | -    | 90.4 | 27.1 | 33  | 29  | 92       | 0  |
| 7  |           |                 |                 |    | 男  | 58 | 動機づけ支援 | 0               | 139    | 88  | 正常高値 |    | 91        |          | 4.9   | -  |      | 99  | 92       | 54  |    | 8     | 38.8 | 1.5        | ±   | -    | 84   | 26.3 | 22  | 39  | 58       | 0  |
| 8  |           |                 |                 |    | 男  | 75 | 動機づけ支援 | 0               | 125    | 71  | 正常   |    | 84        |          | 5     | -  |      | 145 | 185      | 34  |    | 6.7   | 38.9 | 1.4        | -   | ++   | 87   | 27.4 | 20  | 19  | 26       | 1  |
| 9  |           |                 |                 |    | 男  | 73 | 動機づけ支援 | 0               | 109    | 66  | 正常   |    | 78        |          | 4.7   | -  |      | 75  | 137      | 34  |    | 7.8   | 39.2 | 1.4        | ±   | -    | 82   | 25.1 | 27  | 23  | 46       | 1  |
| 10 |           |                 |                 |    | 男  | 66 | 動機づけ支援 | 0               | 137    | 93  | I度   |    | 110       |          | 5.2   | -  |      | 159 | 189      | 51  |    | 7.6   | 40.3 | 1.4        | -   | -    | 88.5 | 24.1 | 20  | 20  | 42       | 0  |
| 11 |           |                 |                 |    | 男  | 75 | 動機づけ支援 | 0               | 118    | 70  | 正常   |    | 100       |          | 5     | -  |      | 121 | 162      | 45  |    | 5.4   | 42.2 | 1.3        | ±   | ++   | 87.6 | 24.2 | 18  | 17  | 21       | 0  |
| 12 |           |                 |                 |    | 男  | 73 | 動機づけ支援 | 0               | 134    | 77  | 正常高値 |    | 97        |          | 5.2   | -  |      | 133 | 78       | 60  |    | 5.6   | 42.5 | 1.3        | -   | -    | 90   | 27.5 | 21  | 17  | 11       | 0  |
| 13 |           |                 |                 |    | 男  | 73 | 動機づけ支援 | 0               | 146    | 80  | I度   |    | 103       |          | 5.6   | -  |      | 118 | 358      | 39  |    | 6.9   | 42.5 | 1.3        | ++  | +    | 86   | 23   | 20  | 22  | 16       | 0  |
| 14 |           |                 |                 |    | 男  | 71 | 動機づけ支援 | 0               | 130    | 89  | 正常高値 |    | 108       |          | 5.7   | -  |      | 129 | 80       | 58  |    | 6.8   | 42.8 | 1.3        | -   | -    | 103  | 27.4 | 21  | 16  | 97       | 0  |
| 15 |           |                 |                 |    | 男  | 70 | 動機づけ支援 | 0               | 150    | 90  | I度   |    |           | 121      | 5.6   | +  |      | 151 | 194      | 50  |    | 6.5   | 43   | 1.3        | +   | -    | 91   | 27.9 | 27  | 41  | 47       | 0  |
| 16 |           |                 |                 |    | 男  | 69 | 動機づけ支援 | 0               | 146    | 84  | I度   |    |           | 98       | 5.2   | -  |      | 140 | 52       | 65  |    | 7     | 43.2 | 1.3        | ++  | -    | 96.5 | 30.2 | 31  | 19  | 40       | 0  |
| 17 |           |                 |                 |    | 男  | 69 | 動機づけ支援 | 0               | 140    | 84  | I度   |    | 88        |          | 5.5   | -  |      | 137 | 76       | 50  |    | 8.2   | 43.2 | 1.3        | -   | ±    | 83   | 25   | 22  | 20  | 16       | 0  |
| 18 |           |                 |                 |    | 女  | 65 | 動機づけ支援 | 0               | 162    | 105 | II度  |    | 108       |          | 7.1   | -  |      | 145 | 395      | 49  |    | 9.6   | 43.3 | 1          | ±   | -    | 97   | 34.6 | 37  | 29  | 20       | 0  |
| 19 |           |                 |                 |    | 女  | 67 | 動機づけ支援 | 0               | 130    | 80  | 正常高値 |    | 90        |          | 5.3   | -  |      | 141 | 216      | 44  |    | 4.7   | 44.8 | 0.96       | -   | -    | 86.2 | 25.8 | 20  | 25  | 24       | 0  |
| 20 |           |                 |                 |    | 男  | 71 | 動機づけ支援 | 0               | 158    | 84  | I度   |    | 104       |          | 5.5   | -  |      | 153 | 167      | 52  |    | 7.2   | 45.1 | 1.24       | -   | -    | 93   | 25.6 | 24  | 19  | 29       | 0  |
| 21 |           |                 |                 |    | 男  | 75 | 動機づけ支援 | 0               | 149    | 84  | I度   |    | 110       |          | 4.4   | -  |      | 92  | 101      | 37  |    | 7     | 46   | 1.2        | -   | -    | 89   | 27   | 26  | 25  | 40       | 0  |
| 22 |           |                 |                 |    | 男  | 74 | 動機づけ支援 | 0               | 118    | 66  | 正常   |    | 89        |          | 5.1   | -  |      | 161 | 375      | 41  |    | 6.1   | 46.2 | 1.2        | ±   | -    | 92   | 26.5 | 30  | 42  | 152      | 0  |
| 23 |           |                 |                 |    | 女  | 74 | 動機づけ支援 | 0               | 110    | 78  | 正常   |    | 85        |          | 5.2   | -  |      | 114 | 157      | 47  |    | 4.6   | 46.2 | 0.91       | -   | +    | 98.5 | 25.6 | 29  | 20  | 14       | 0  |
| 24 |           |                 |                 |    | 男  | 73 | 動機づけ支援 | 0               | 140    | 80  | I度   |    | 115       |          | 5.6   | -  |      | 191 | 349      | 49  |    | 8.2   | 46.4 | 1.2        | -   | -    | 97.3 | 26.5 | 30  | 28  | 94       | 0  |
| 25 |           |                 |                 |    | 女  | 75 | 動機づけ支援 | 0               | 152    | 76  | I度   |    | 90        |          | 5.3   | -  |      | 160 | 160      | 36  |    | 4.4   | 46.6 | 0.9        | -   | -    | 96.5 | 28   | 22  | 17  | 18       | 0  |
| 26 |           |                 |                 |    | 男  | 72 | 動機づけ支援 | 0               | 118    | 66  | 正常   |    | 116       |          | 5.6   | -  |      | 147 | 153      | 39  |    | 8.2   | 46.6 | 1.2        | -   | +    | 93.5 | 26   | 20  | 8   | 33       | 0  |
| 27 |           |                 |                 |    | 男  | 72 | 動機づけ支援 | 0               | 138    | 76  | 正常高値 |    | 98        |          | 5     | -  |      | 129 | 195      | 42  |    | 8.1   | 46.6 | 1.2        | -   | -    | 91   | 25.9 | 21  | 22  | 29       | 0  |
| 28 |           |                 |                 |    | 男  | 72 | 動機づけ支援 | 0               | 130    | 80  | 正常高値 |    | 83        |          | 5     | -  |      | 128 | 56       | 85  |    | 7     | 46.6 | 1.2        | -   | +    | 92   | 24.3 | 19  | 14  | 15       | 0  |
| 29 |           |                 |                 |    | 男  | 72 | 動機づけ支援 | 0               | 145    | 80  | I度   |    | 113       |          | 5.8   | -  |      | 109 | 85       | 58  |    | 7.5   | 46.6 | 1.2        | +   | -    | 97.3 | 26.4 | 35  | 34  | 25       | 0  |
| 30 |           |                 |                 |    | 女  | 75 | 動機づけ支援 | 0               | 120    | 70  | 正常   |    | 92        |          | 5.5   | -  |      | 104 | 183      | 38  |    | 5.1   | 46.6 | 0.9        | -   | ++   | 90.4 | 22.4 | 24  | 12  | 24       | 0  |
| 31 |           |                 |                 |    | 女  | 74 | 動機づけ支援 | 0               | 150    | 84  | I度   |    | 97        |          | 5.1   | -  |      | 172 | 151      | 63  |    | 5.3   | 46.8 | 0.9        | -   | -    | 93   | 27.3 | 19  | 15  | 20       | 0  |
| 32 |           |                 |                 |    | 女  | 74 | 動機づけ支援 | 0               | 146    | 85  | I度   |    | 85        |          | 5.5   | -  |      | 165 | 121      | 46  |    | 5.9   | 46.8 | 0.9        | -   | -    | 94   | 24.8 | 26  | 18  | 18       | 0  |
| 33 |           |                 |                 |    | 女  | 74 | 動機づけ支援 | 0               | 122    | 66  | 正常   |    | 87        |          | 5.6   | -  |      | 150 | 172      | 61  |    | 6.5   | 46.8 | 0.9        | -   | -    | 95   | 28.4 | 22  | 14  | 17       | 0  |
| 34 |           |                 |                 |    | 女  | 74 | 動機づけ支援 | 0               | 107    | 63  | 正常   |    | 129       |          | 5.8   | -  |      | 132 | 138      | 30  |    | 6     | 46.8 | 0.9        | +   | +++  | 87.4 | 25.3 | 55  | 87  | 131      | 0  |
| 35 |           |                 |                 |    | 男  | 71 | 動機づけ支援 | 0               | 140    | 98  | I度   |    | 95        |          | 4.8   | -  |      | 120 | 266      | 35  |    | 9.5   | 46.8 | 1.2        | +   | ++   | 98.5 | 27   | 32  | 48  | 42       | 0  |
| 36 |           |                 |                 |    | 男  | 71 | 動機づけ支援 | 0               | 144    | 75  | I度   |    | 98        |          | 5.3   | -  |      | 114 | 107      | 60  |    | 9.1   | 46.8 | 1.2        | -   | -    | 94   | 27.6 | 19  | 15  | 18       | 0  |
| 37 |           |                 |                 |    | 男  | 71 | 動機づけ支援 | 0               | 124    | 60  | 正常   |    |           | 116      | 5.8   | -  |      | 112 | 374      | 32  |    | 6.5   | 46.8 | 1.2        | +   | -    | 93   | 27.4 | 21  | 28  | 62       | 0  |
| 38 |           |                 |                 |    | 女  | 74 | 動機づけ支援 | 0               | 130    | 88  | 正常高値 |    | 94        |          | 5.6   | -  |      | 89  | 501      | 34  |    | 5.6   | 46.8 | 0.9        | -   | -    | 90   | 23.8 | 18  | 12  | 12       | 0  |
| 39 |           |                 |                 |    | 男  | 71 | 動機づけ支援 | 0               | 141    | 106 | II度  |    | 99        |          | 5.5   | -  |      | 76  | 77       | 61  |    | 6.5   | 46.8 | 1.2        | -   | ±    | 89.6 | 24   | 20  | 18  | 26       | 1  |
| 40 |           |                 |                 |    | 男  | 71 | 動機づけ支援 | 0               | 130    | 90  | I度   |    | 95        |          | 4.9   | -  |      | 56  | 127      | 44  |    | 6.7   | 46.8 | 1.2        | -   | -    | 93.5 | 29.9 | 27  | 19  | 28       | 0  |

M 情報提供（受診必要）3, 429人の個人一覧（HbA1c高い順 上位40人）

| No | 個人コード | 被保険者証 |    | 名前 | 性別 | 年齢 | 階層化結果 | 6-10<br>フローチャート | 特定健診結果 |     |      |    |           |          |       |    |    |      |          |     |    |     |       |            |     |     |      |      |     |     |       |      |
|----|-------|-------|----|----|----|----|-------|-----------------|--------|-----|------|----|-----------|----------|-------|----|----|------|----------|-----|----|-----|-------|------------|-----|-----|------|------|-----|-----|-------|------|
|    |       | 記号    | 番号 |    |    |    |       |                 | 血圧     |     |      |    | 糖代謝       |          |       |    |    | 脂質代謝 |          |     |    | 尿酸  | 腎臓の機能 |            |     |     | 内臓脂肪 |      | 肝機能 |     |       | 生活習慣 |
|    |       |       |    |    |    |    |       |                 | 収縮期    | 拡張期 | 血圧分類 | 治療 | 空腹時<br>血糖 | 随時<br>血糖 | HbA1c | 尿糖 | 治療 | LDL  | 中性<br>脂肪 | HDL | 治療 | 尿酸  | eGFR  | クレアチ<br>ニン | 尿蛋白 | 尿潜血 | 腹囲   | BMI  | GOT | GPT | γ-GTP | 喫煙   |
| 1  |       |       |    |    | 女  | 54 | 情報提供  | M               | 122    | 69  | 正常   |    | 274       |          | 15.8  | 3+ |    | 139  | 106      | 61  |    | 3.9 | 124.3 | 0.4        | 2+  | +   | 69.5 | 19.7 | 11  | 10  | 15    | 0    |
| 2  |       |       |    |    | 女  | 61 | 情報提供  | M               | 144    | 90  | I度   |    | 269       |          | 14.3  | 3+ |    | 192  | 387      | 52  |    | 4.4 | 94.1  | 0.5        | 3+  | 3+  | 78   | 20.9 | 27  | 35  | 59    | 0    |
| 3  |       |       |    |    | 男  | 65 | 情報提供  | M               | 130    | 80  | 正常高値 |    | 341       |          | 13.0  | 3+ |    | 161  | 71       | 46  |    | 4.4 | 74.7  | 0.8        | 2+  | +   | 70   | 17.7 | 21  | 29  | 23    | 1    |
| 4  |       |       |    |    | 女  | 62 | 情報提供  | M               | 128    | 80  | 正常   |    | 259       |          | 11.2  | +  |    | 112  | 50       | 69  |    | 2.8 | 119.5 | 0.4        | -   | -   | 89   | 23   | 14  | 14  | 18    | 0    |
| 5  |       |       |    |    | 男  | 71 | 情報提供  | M               | 120    | 64  | 正常   |    | 225       |          | 10.7  | 2+ |    | 127  | 74       | 56  |    | 4.2 | 57.1  | 1          | +   | -   | 80   | 24.3 | 31  | 32  | 29    | 0    |
| 6  |       |       |    |    | 男  | 66 | 情報提供  | M               | 114    | 74  | 正常   |    | 281       |          | 10.5  | 3+ |    | 107  | 64       | 67  |    | 3.1 | 86.1  | 0.7        | 3+  | +   | 81   | 22.3 | 11  | 10  | 26    | 1    |
| 7  |       |       |    |    | 女  | 57 | 情報提供  | M               | 122    | 81  | 正常   |    |           | 304      | 10.4  | 3+ |    | 146  | 194      | 39  |    | 2.8 | 95.9  | 0.5        | -   | -   | 81   | 23.9 | 49  | 67  | 77    | 0    |
| 8  |       |       |    |    | 女  | 65 | 情報提供  | M               | 120    | 86  | 正常高値 |    | 226       |          | 10.4  | 3+ |    | 152  | 82       | 84  |    | 3.9 | 117.9 | 0.4        | -   | -   | 79   | 18.1 | 14  | 16  | 18    | 0    |
| 9  |       |       |    |    | 男  | 47 | 情報提供  | M               | 104    | 70  | 正常   |    | 225       |          | 10.4  | 2+ |    | 128  | 46       | 86  |    | 3.8 | 112.4 | 0.6        | ±   | -   | 70   | 20.2 | 21  | 23  | 23    | 1    |
| 10 |       |       |    |    | 女  | 68 | 情報提供  | M               | 143    | 80  | I度   |    | 197       |          | 10.3  | -  |    | 170  | 55       | 72  |    | 4.7 | 74.7  | 0.6        | -   | -   | 74.7 | 19.9 | 60  | 68  | 66    | 0    |
| 11 |       |       |    |    | 女  | 63 | 情報提供  | M               | 130    | 72  | 正常高値 |    | 224       |          | 10.1  | ±  |    | 129  | 280      | 47  |    | 7.9 | 76.3  | 0.6        | -   | -   | 84.5 | 24.9 | 32  | 30  | 31    | 0    |
| 12 |       |       |    |    | 女  | 68 | 情報提供  | M               | 128    | 70  | 正常   |    | 251       |          | 10.1  | 2+ |    | 160  | 49       | 54  |    | 4.6 | 74.7  | 0.6        | -   | -   | 83.5 | 21.6 | 17  | 12  | 25    | 0    |
| 13 |       |       |    |    | 男  | 69 | 情報提供  | M               | 134    | 74  | 正常高値 |    | 252       |          | 9.8   | 3+ |    | 131  | 183      | 70  |    | 5.7 | 85    | 0.7        | 3+  | +   | 84   | 22.2 | 15  | 10  | 60    | 1    |
| 14 |       |       |    |    | 女  | 41 | 情報提供  | M               | 114    | 78  | 正常   |    |           | 449      | 9.7   | 3+ |    | 130  | 330      | 54  |    | 2.8 | 134.6 | 0.4        | -   | -   | 84.7 | 18.9 | 14  | 11  | 12    | 1    |
| 15 |       |       |    |    | 男  | 62 | 情報提供  | M               | 120    | 70  | 正常   |    | 170       |          | 9.7   | -  |    | 143  | 87       | 53  |    | 4.1 | 75.8  | 0.8        | -   | -   | 79.6 | 21.5 | 23  | 22  | 62    | 1    |
| 16 |       |       |    |    | 男  | 66 | 情報提供  | M               | 137    | 90  | I度   |    | 217       |          | 9.5   | 3+ |    | 170  | 182      | 48  |    | 5.9 | 74.4  | 0.8        | ±   | -   | 84   | 24.2 | 27  | 32  | 41    | 0    |
| 17 |       |       |    |    | 男  | 60 | 情報提供  | M               | 132    | 70  | 正常高値 |    | 267       |          | 9.5   | 3+ |    | 73   | 217      | 71  |    | 5.4 | 88.5  | 0.7        | -   | -   | 76   | 19.1 | 25  | 19  | 118   | 0    |
| 18 |       |       |    |    | 男  | 75 | 情報提供  | M               | 124    | 56  | 正常   |    | 171       |          | 9.4   | -  |    | 186  | 141      | 45  |    | 4.9 | 63.1  | 0.9        | ±   | -   | 83   | 23.4 | 15  | 12  | 85    | 0    |
| 19 |       |       |    |    | 男  | 50 | 情報提供  | M               | 140    | 92  | I度   |    | 223       |          | 9.3   | ±  |    | 127  | 155      | 71  |    | 6   | 80.6  | 0.8        | -   | -   | 80   | 23.1 | 17  | 18  | 32    | 0    |
| 20 |       |       |    |    | 女  | 68 | 情報提供  | M               | 146    | 70  | I度   |    | 180       |          | 9.2   | -  |    | 214  | 508      | 54  |    | 4.5 | 91.2  | 0.5        | ±   | -   | 81.5 | 24.4 | 37  | 29  | 55    | 0    |
| 21 |       |       |    |    | 男  | 56 | 情報提供  | M               | 170    | 90  | II度  |    | 213       |          | 9.1   | 3+ |    | 93   | 413      | 52  |    | 5.9 | 106.8 | 0.6        | ±   | -   | 79   | 22.8 | 18  | 31  | 91    | 0    |
| 22 |       |       |    |    | 男  | 62 | 情報提供  | M               | 113    | 71  | 正常   |    | 197       |          | 9.0   | -  |    | 75   | 147      | 49  |    | 4.8 | 87.7  | 0.7        | ±   | -   | 82.4 | 21.2 | 19  | 18  | 231   | 1    |
| 23 |       |       |    |    | 男  | 65 | 情報提供  | M               | 130    | 86  | 正常高値 |    | 221       |          | 8.9   | 3+ |    | 174  | 122      | 52  |    | 3.1 | 125   | 0.5        | -   | ±   | 76.3 | 19.3 | 14  | 17  | 12    | 1    |
| 24 |       |       |    |    | 男  | 45 | 情報提供  | M               | 110    | 70  | 正常   |    | 235       |          | 8.8   | 2+ |    | 123  | 419      | 64  |    | 7   | 96.1  | 0.7        | 3+  | -   | 73.5 | 19.1 | 15  | 15  | 59    | 1    |
| 25 |       |       |    |    | 男  | 62 | 情報提供  | M               | 127    | 78  | 正常   |    | 212       |          | 8.7   | 2+ |    | 192  | 160      | 59  |    | 7.2 | 75.8  | 0.8        | -   | -   | 77   | 21.3 | 26  | 24  | 40    | 0    |
| 26 |       |       |    |    | 女  | 73 | 情報提供  | M               | 142    | 57  | I度   |    | 151       |          | 8.6   | -  |    | 119  | 51       | 67  |    | 4.7 | 114   | 0.4        | -   | -   | 80.5 | 23.5 | 20  | 19  | 21    | 0    |
| 27 |       |       |    |    | 男  | 61 | 情報提供  | M               | 128    | 83  | 正常   |    | 228       |          | 8.5   | 3+ |    | 119  | 201      | 65  |    | 5.5 | 104.3 | 0.6        | -   | ±   | 83   | 22.7 | 23  | 25  | 117   | 0    |
| 28 |       |       |    |    | 男  | 52 | 情報提供  | M               | 119    | 76  | 正常   |    | 230       |          | 8.3   | 3+ |    | 229  | 133      | 45  |    | 6.7 | 92.2  | 0.7        | -   | -   | 83   | 23.9 | 22  | 35  | 30    | 0    |
| 29 |       |       |    |    | 女  | 72 | 情報提供  | M               | 120    | 70  | 正常   |    | 229       |          | 8.3   | -  |    | 126  | 69       | 83  |    | 4.4 | 73.5  | 0.6        | -   | +   | 79.5 | 19.9 | 29  | 41  | 42    | 0    |
| 30 |       |       |    |    | 女  | 55 | 情報提供  | M               | 170    | 90  | II度  |    | 167       |          | 8.1   | -  |    | 162  | 172      | 45  |    | 6.2 | 79.4  | 0.6        | -   | -   | 86   | 24.2 | 86  | 130 | 166   | 0    |
| 31 |       |       |    |    | 男  | 53 | 情報提供  | M               | 160    | 90  | II度  |    | 154       |          | 7.8   | 3+ |    | 74   | 98       | 59  |    | 5.6 | 91.7  | 0.7        | +   | -   | 76   | 18.7 | 118 | 157 | 261   | 1    |
| 32 |       |       |    |    | 男  | 59 | 情報提供  | M               | 131    | 79  | 正常高値 |    | 171       |          | 7.6   | ±  |    | 138  | 91       | 61  |    | 5   | 105.3 | 0.6        | -   | -   | 82.7 | 23.6 | 27  | 69  | 21    | 0    |
| 33 |       |       |    |    | 男  | 74 | 情報提供  | M               | 135    | 80  | 正常高値 |    | 171       |          | 7.5   | 2+ |    | 117  | 94       | 71  |    | 5.5 | 46.2  | 1.2        | -   | -   | 79.5 | 22.3 | 13  | 11  | 29    | 1    |
| 34 |       |       |    |    | 男  | 59 | 情報提供  | M               | 120    | 72  | 正常   |    | 143       |          | 7.5   | ±  |    | 131  | 143      | 47  |    | 5.4 | 88.9  | 0.7        | 3+  | -   | 78   | 21.1 | 12  | 11  | 41    | 1    |
| 35 |       |       |    |    | 男  | 51 | 情報提供  | M               | 158    | 92  | I度   |    | 151       |          | 7.5   | -  |    | 77   | 367      | 54  |    | 6.3 | 80.1  | 0.8        | -   | -   | 77   | 20.3 | 26  | 21  | 87    | 1    |
| 36 |       |       |    |    | 女  | 66 | 情報提供  | M               | 140    | 86  | I度   |    | 149       |          | 7.3   | -  |    | 179  | 216      | 51  |    | 6   | 63.6  | 0.7        | -   | -   | 89.5 | 23.8 | 17  | 41  | 36    | 0    |
| 37 |       |       |    |    | 女  | 56 | 情報提供  | M               | 107    | 62  | 正常   |    | 158       |          | 7.2   | -  |    | 207  | 106      | 61  |    | 3.9 | 96.4  | 0.5        | -   | -   | 84   | 23.7 | 13  | 11  | 18    | 0    |
| 38 |       |       |    |    | 女  | 67 | 情報提供  | M               | 157    | 95  | I度   |    | 157       |          | 7.2   | -  |    | 166  | 180      | 36  |    | 4.6 | 91.6  | 0.5        | -   | -   | 76.3 | 18.9 | 15  | 14  | 21    | 0    |
| 39 |       |       |    |    | 男  | 73 | 情報提供  | M               | 152    | 70  | I度   |    | 126       |          | 7.1   | -  |    | 163  | 131      | 63  |    | 4.4 | 99    | 0.6        | -   | -   | 83.8 | 24.3 | 17  | 25  | 19    | 0    |
| 40 |       |       |    |    | 女  | 68 | 情報提供  | M               | 138    | 94  | I度   |    | 134       |          | 7.1   | -  |    | 164  | 209      | 61  |    | 5.4 | 91.2  | 0.5        | -   | -   | 89.2 | 24.2 | 16  | 12  | 20    | 0    |

M 情報提供(受診必要)HbA1c高い順 No4さんの健診結果を見てみました

### 健診結果・検査結果一覧

| 62歳 女性    |                   | 年 齢         |             | 61歳                            | 62歳    |      |
|-----------|-------------------|-------------|-------------|--------------------------------|--------|------|
|           |                   | 実施年月        |             | 平成20年度                         | 平成21年度 |      |
|           |                   | 基準値         |             | 食後                             | 空腹     |      |
| 基本的な健診の項目 | 身体の大きさ            | 身長          | cm          | 147.5                          | 147.5  |      |
|           |                   | 体重          | kg          | 54                             | 50     |      |
|           |                   | BMI         | 18.5~24.9   | 24.8                           | 23.0   |      |
|           | 血管への影響(動脈硬化の危険因子) | 内臓脂肪の蓄積     | 腹囲          | 男 85cm未満<br>女 90cm未満           | 75.0   | 89.0 |
|           |                   |             | 中性脂肪        | 空腹 30~149mg/dℓ<br>食後 ~250mg/dℓ | 78     | 50   |
|           |                   | HDLコレステロール  | 40~80mg/dℓ  | 61                             | 69     |      |
|           |                   | AST(GOT)    | ~30U/I      | 20                             | 14     |      |
|           |                   | ALT(GPT)    | ~30U/I      | 28                             | 14     |      |
|           |                   | γ-GT(γ-GTP) | ~50U/I      | 27                             | 18     |      |
|           |                   | 血管内皮障害      | 血圧          | 収縮期 ~130mmHg                   | 126    | 128  |
|           |                   |             |             | 拡張期 ~85mmHg                    | 70     | 80   |
|           |                   | 尿酸          | ~6.9mg/dℓ   | 3.2                            | 2.8    |      |
|           |                   | インスリン抵抗性    | 血糖          | 空腹時 ~99mg/dℓ                   |        | 259  |
|           | 随時 mg/dℓ          |             |             |                                |        |      |
|           | HbA1c             |             | ~5.1%       | 7.7                            | 11.2   |      |
|           | 尿糖                | (-)         | -           | +                              |        |      |
|           | 腎臓                | 尿蛋白         | (-)         | -                              |        |      |
|           |                   | 血清クレアチニン    |             | 0.4                            | 0.4    |      |
|           |                   | eGFR        |             | 120.1                          | 119.5  |      |
|           | その他の動脈硬化の危険因子     | LDLコレステロール  | 80~120mg/dℓ | 103                            | 112    |      |
| 詳細な健診の項目  | 血管変化              | 心臓          | 心電図         | 異常なし                           |        |      |
|           |                   | 脳           | 眼底検査        | KW0 H0 S0                      |        |      |
|           | 易血管の血栓化           | ヘマトクリット     | ~46%        |                                |        |      |
|           |                   | 血色素(ヘモグロビン) | 男 13~18g/dℓ |                                |        |      |
|           |                   |             | 女 12~16g/dℓ |                                |        |      |

\* 正常値は一人ひとり違います。自分の基準値を確認しましょう

M 情報提供（受診必要）3, 429人の個人一覧（血圧高い順 上位40人）

| No | 個人コード | 被保険者証 |    | 名前 | 性別 | 年齢 | 階層化結果 | 6-10<br>フローチャート | 特定健診結果 |     |      |    |       |      |       |    |      |     |      |     |    |      |       |        |     |     |      |      |     |     |       |      |  |  |  |
|----|-------|-------|----|----|----|----|-------|-----------------|--------|-----|------|----|-------|------|-------|----|------|-----|------|-----|----|------|-------|--------|-----|-----|------|------|-----|-----|-------|------|--|--|--|
|    |       | 記号    | 番号 |    |    |    |       |                 | 血圧     |     |      |    | 糖代謝   |      |       |    | 脂質代謝 |     |      |     | 尿酸 |      | 腎臓の機能 |        |     |     | 内臓脂肪 |      | 肝機能 |     |       | 生活習慣 |  |  |  |
|    |       |       |    |    |    |    |       |                 | 収縮期    | 拡張期 | 血圧分類 | 治療 | 空腹時血糖 | 随時血糖 | HbA1c | 尿糖 | 治療   | LDL | 中性脂肪 | HDL | 治療 | 尿酸   | eGFR  | クレアチニン | 尿蛋白 | 尿潜血 | 腹囲   | BMI  | GOT | GPT | γ-GTP | 喫煙   |  |  |  |
| 1  |       |       |    |    | 女  | 50 | 情報提供  | M               | 210    | 94  | Ⅲ度   |    | 93    |      | 4.4   | -  |      | 74  | 109  | 83  |    | 4    | 59.5  | 0.8    | -   | ±   | 70.5 | 19.6 | 30  | 24  | 43    | 0    |  |  |  |
| 2  |       |       |    |    | 男  | 74 | 情報提供  | M               | 208    | 103 | Ⅲ度   |    | 94    |      | 5     | -  |      | 128 | 88   | 65  |    | 6.9  | 56.4  | 1      | -   | -   | 83.5 | 23.7 | 40  | 34  | 32    | 0    |  |  |  |
| 3  |       |       |    |    | 女  | 48 | 情報提供  | M               | 200    | 100 | Ⅲ度   |    | 137   |      | 5.3   | 2+ |      | 86  | 104  | 74  |    | 5.5  | 42.5  | 1.1    | -   | -   | 70   | 17.7 | 28  | 16  | 16    | 1    |  |  |  |
| 4  |       |       |    |    | 男  | 60 | 情報提供  | M               | 197    | 124 | Ⅲ度   |    | 104   |      | 4.5   | -  |      | 63  | 48   | 118 |    | 5.3  | 67.2  | 0.9    | ±   | -   | 77.2 | 20.5 | 22  | 14  | 14    | 0    |  |  |  |
| 5  |       |       |    |    | 女  | 51 | 情報提供  | M               | 192    | 115 | Ⅲ度   |    | 99    |      | 5     | -  |      | 155 | 156  | 82  |    | 6.2  | 99    | 0.5    | -   | -   | 83.6 | 22.2 | 26  | 25  | 112   | 0    |  |  |  |
| 6  |       |       |    |    | 男  | 71 | 情報提供  | M               | 191    | 95  | Ⅲ度   |    | 90    |      | 5.1   | -  |      | 119 | 72   | 72  |    | 5.2  | 84.3  | 0.7    | ±   | -   | 79   | 22.4 | 25  | 16  | 13    | 0    |  |  |  |
| 7  |       |       |    |    | 女  | 49 | 情報提供  | M               | 190    | 110 | Ⅲ度   |    |       | 88   | 5.2   | -  |      | 81  | 151  | 78  |    | 5.3  | 100.2 | 0.5    | -   | -   | 88   | 22.9 | 29  | 34  | 39    | 1    |  |  |  |
| 8  |       |       |    |    | 女  | 66 | 情報提供  | M               | 190    | 90  | Ⅲ度   |    | 87    |      | 5.2   | -  |      | 81  | 106  | 40  |    | 5.8  | 63.6  | 0.7    | -   | ±   | 79.2 | 23.4 | 25  | 18  | 15    | 0    |  |  |  |
| 9  |       |       |    |    | 女  | 69 | 情報提供  | M               | 188    | 105 | Ⅲ度   |    |       | 116  | 5.4   | -  |      | 339 | 168  | 49  |    | 2.5  | 74.4  | 0.6    | -   | -   | 74   | 19.4 | 25  | 14  | 22    | 0    |  |  |  |
| 10 |       |       |    |    | 男  | 70 | 情報提供  | M               | 185    | 110 | Ⅲ度   |    | 89    |      | 5.1   | -  |      | 101 | 92   | 85  |    | 6.7  | 84.7  | 0.7    | +   | 2+  | 67   | 22.7 | 21  | 12  | 83    | 1    |  |  |  |
| 11 |       |       |    |    | 女  | 58 | 情報提供  | M               | 185    | 104 | Ⅲ度   |    | 92    |      | 5.1   | -  |      | 106 | 107  | 77  |    | 5.9  | 78.2  | 0.6    | -   | -   | 72.4 | 20   | 22  | 18  | 31    | 0    |  |  |  |
| 12 |       |       |    |    | 女  | 67 | 情報提供  | M               | 184    | 95  | Ⅲ度   |    | 91    |      | 5.3   | -  |      | 105 | 138  | 49  |    | 7.9  | 54.7  | 0.8    | -   | -   | 77.5 | 24.1 | 31  | 22  | 17    | 0    |  |  |  |
| 13 |       |       |    |    | 女  | 71 | 情報提供  | M               | 182    | 96  | Ⅲ度   |    | 92    |      | 4.8   | -  |      | 126 | 216  | 37  |    | 6.1  | 14.2  | 2.7    | 2+  | +   | 78.4 | 20.2 | 20  | 16  | 21    | 0    |  |  |  |
| 14 |       |       |    |    | 男  | 60 | 情報提供  | M               | 182    | 78  | Ⅲ度   |    | 93    |      | 5.2   | -  |      | 204 | 227  | 46  |    | 4.7  | 76.5  | 0.8    | -   | -   | 79.2 | 20.3 | 15  | 15  | 30    | 0    |  |  |  |
| 15 |       |       |    |    | 男  | 54 | 情報提供  | M               | 181    | 100 | Ⅲ度   |    | 111   |      | 5.1   | -  |      | 165 | 119  | 52  |    | 6    | 55.6  | 1.1    | -   | -   | 81   | 23.3 | 18  | 16  | 27    | 0    |  |  |  |
| 16 |       |       |    |    | 男  | 73 | 情報提供  | M               | 181    | 85  | Ⅲ度   |    | 219   |      | 6.3   | +  |      | 118 | 228  | 32  |    | 5.4  | 83.7  | 0.7    | -   | -   | 81   | 24.3 | 25  | 27  | 28    | 0    |  |  |  |
| 17 |       |       |    |    | 女  | 54 | 情報提供  | M               | 180    | 100 | Ⅲ度   |    | 98    |      | 4.8   | -  |      | 96  | 68   | 65  |    | 2.5  | 79.8  | 0.6    | -   | -   | 61.5 | 18.7 | 21  | 11  | 14    | 0    |  |  |  |
| 18 |       |       |    |    | 女  | 70 | 情報提供  | M               | 180    | 100 | Ⅲ度   |    | 91    |      | 4.8   | -  |      | 131 | 110  | 67  |    | 4.6  | 74.1  | 0.6    | -   | -   | 86   | 24.8 | 23  | 18  | 13    | 0    |  |  |  |
| 19 |       |       |    |    | 女  | 72 | 情報提供  | M               | 180    | 100 | Ⅲ度   |    | 89    |      | 5.2   | -  |      | 174 | 87   | 75  |    | 4.4  | 73.5  | 0.6    | -   | -   | 89   | 24.7 | 23  | 16  | 29    | 0    |  |  |  |
| 20 |       |       |    |    | 女  | 67 | 情報提供  | M               | 180    | 98  | Ⅲ度   |    | 90    |      | 5.1   | -  |      | 107 | 69   | 65  |    | 4.9  | 75    | 0.6    | 2+  | ±   | 78   | 24.8 | 20  | 17  | 17    | 0    |  |  |  |
| 21 |       |       |    |    | 女  | 68 | 情報提供  | M               | 180    | 95  | Ⅲ度   |    | 93    |      | 5     | -  |      | 151 | 60   | 93  |    | 4.9  | 74.7  | 0.6    | -   | +   | 73.9 | 20.9 | 25  | 15  | 16    | 0    |  |  |  |
| 22 |       |       |    |    | 男  | 57 | 情報提供  | M               | 180    | 94  | Ⅲ度   |    | 82    |      | 4.8   | -  |      | 162 | 142  | 59  |    | 6.6  | 106.3 | 0.6    | -   | -   | 79   | 21.9 | 21  | 16  | 43    | 1    |  |  |  |
| 23 |       |       |    |    | 女  | 66 | 情報提供  | M               | 180    | 82  | Ⅲ度   |    |       | 99   | 5.3   | -  |      | 195 | 319  | 43  |    | 3.8  | 63.6  | 0.7    | -   | -   | 76   | 21.6 | 19  | 19  | 16    | 0    |  |  |  |
| 24 |       |       |    |    | 女  | 62 | 情報提供  | M               | 180    | 80  | Ⅲ度   |    | 86    |      | 4.9   | -  |      | 72  | 40   | 72  |    | 11.2 | 76.7  | 0.6    | -   | -   | 83.5 | 22.2 | 19  | 12  | 19    | 0    |  |  |  |
| 25 |       |       |    |    | 男  | 67 | 情報提供  | M               | 175    | 114 | Ⅲ度   |    | 90    |      | 4.9   | -  |      | 117 | 124  | 67  |    | 6.8  | 58    | 1      | -   | -   | 82   | 23.3 | 19  | 18  | 65    | 0    |  |  |  |
| 26 |       |       |    |    | 男  | 75 | 情報提供  | M               | 173    | 117 | Ⅲ度   |    | 89    |      | 5.3   | -  |      | 98  | 89   | 56  |    | 7.8  | 46    | 1.2    | +   | +   | 84   | 24.2 | 25  | 15  | 12    | 0    |  |  |  |
| 27 |       |       |    |    | 男  | 49 | 情報提供  | M               | 171    | 115 | Ⅲ度   |    | 109   |      | 5.4   | -  |      | 122 | 88   | 82  |    | 6.4  | 81    | 0.8    | -   | -   | 79   | 21.6 | 55  | 41  | 108   | 0    |  |  |  |
| 28 |       |       |    |    | 男  | 55 | 情報提供  | M               | 168    | 117 | Ⅲ度   |    | 94    |      | 5.6   | -  |      | 48  | 877  | 39  |    | 9.2  | 78.4  | 0.8    | +   | +   | 83.8 | 21.4 | 19  | 13  | 62    | 1    |  |  |  |
| 29 |       |       |    |    | 男  | 44 | 情報提供  | M               | 168    | 110 | Ⅲ度   |    | 85    |      | 5.1   | -  |      | 94  | 149  | 55  |    | 5.9  | 83.6  | 0.8    | -   | -   | 79   | 24   | 46  | 70  | 115   | 1    |  |  |  |
| 30 |       |       |    |    | 男  | 69 | 情報提供  | M               | 179    | 95  | Ⅱ度   |    | 99    |      | 5.2   | -  |      | 107 | 97   | 72  |    | 6    | 73.5  | 0.8    | -   | -   | 81   | 23.3 | 21  | 28  | 35    | 0    |  |  |  |
| 31 |       |       |    |    | 女  | 57 | 情報提供  | M               | 179    | 85  | Ⅱ度   |    | 111   |      | 6.6   | -  |      | 196 | 107  | 65  |    | 5.5  | 78.6  | 0.6    | -   | -   | 82   | 21.7 | 40  | 45  | 41    | 0    |  |  |  |
| 32 |       |       |    |    | 男  | 54 | 情報提供  | M               | 178    | 104 | Ⅱ度   |    | 140   |      | 4.5   | -  |      | 98  | 83   | 96  |    | 5.2  | 91.2  | 0.7    | ±   | -   | 68   | 19   | 15  | 12  | 24    | 1    |  |  |  |
| 33 |       |       |    |    | 男  | 72 | 情報提供  | M               | 178    | 96  | Ⅱ度   |    | 110   |      | 5.8   | -  |      | 132 | 55   | 64  |    | 4.9  | 63.8  | 0.9    | -   | -   | 80   | 23.5 | 16  | 16  | 15    | 0    |  |  |  |
| 34 |       |       |    |    | 女  | 65 | 情報提供  | M               | 178    | 86  | Ⅱ度   |    | 98    |      | 5.3   | -  |      | 173 | 134  | 54  |    | 5    | 63.9  | 0.7    | -   | -   | 72   | 23.3 | 20  | 23  | 22    | 0    |  |  |  |
| 35 |       |       |    |    | 男  | 67 | 情報提供  | M               | 177    | 106 | Ⅱ度   |    | 93    |      | 5.4   | -  |      | 126 | 58   | 132 |    | 6.4  | 58    | 1      | -   | -   | 79   | 23.9 | 27  | 23  | 86    | 0    |  |  |  |
| 36 |       |       |    |    | 男  | 72 | 情報提供  | M               | 177    | 102 | Ⅱ度   |    | 99    |      | 5.4   | -  |      | 114 | 87   | 73  |    | 5.5  | 84    | 0.7    | -   | -   | 82   | 21.4 | 15  | 12  | 11    | 1    |  |  |  |
| 37 |       |       |    |    | 女  | 65 | 情報提供  | M               | 177    | 96  | Ⅱ度   |    | 97    |      | 5.3   | -  |      | 186 | 104  | 51  |    | 5.3  | 63.9  | 0.7    | -   | -   | 72   | 21   | 27  | 23  | 25    | 0    |  |  |  |
| 38 |       |       |    |    | 女  | 60 | 情報提供  | M               | 175    | 103 | Ⅱ度   |    | 102   |      | 5.2   | -  |      | 170 | 61   | 69  |    | 4.6  | 77.4  | 0.6    | -   | -   | 82   | 23.2 | 29  | 19  | 10    | 0    |  |  |  |
| 39 |       |       |    |    | 女  | 70 | 情報提供  | M               | 175    | 99  | Ⅱ度   |    | 98    |      | 5.5   | -  |      | 149 | 60   | 73  |    | 4.4  | 74.1  | 0.6    | -   | -   | 86.2 | 24.2 | 21  | 13  | 14    | 0    |  |  |  |
| 40 |       |       |    |    | 男  | 74 | 情報提供  | M               | 174    | 100 | Ⅱ度   |    | 115   |      | 5.3   | -  |      | 111 | 49   | 60  |    | 5.4  | 63.3  | 0.9    | -   | ±   | 81   | 20   | 17  | 13  | 23    | 0    |  |  |  |



M 情報提供（受診必要）3, 429人の個人一覧（LDLコレステロール高い順 上位40人）

| No | 個人コード | 被保険者証 |    | 名前 | 性別 | 年齢 | 階層化結果 | 6-10<br>フローチャート | 特定健診結果 |     |      |    |           |          |       |    |    |      |          |     |    |     |       |            |     |     |      |      |     |     |       |      |  |  |  |
|----|-------|-------|----|----|----|----|-------|-----------------|--------|-----|------|----|-----------|----------|-------|----|----|------|----------|-----|----|-----|-------|------------|-----|-----|------|------|-----|-----|-------|------|--|--|--|
|    |       | 記号    | 番号 |    |    |    |       |                 | 血圧     |     |      |    | 糖代謝       |          |       |    |    | 脂質代謝 |          |     |    | 尿酸  | 腎臓の機能 |            |     |     | 内臓脂肪 |      | 肝機能 |     |       | 生活習慣 |  |  |  |
|    |       |       |    |    |    |    |       |                 | 収縮期    | 拡張期 | 血圧分類 | 治療 | 空腹時<br>血糖 | 随時<br>血糖 | HbA1c | 尿糖 | 治療 | LDL  | 中性<br>脂肪 | HDL | 治療 | 尿酸  | eGFR  | クレアチ<br>ニン | 尿蛋白 | 尿潜血 | 腹囲   | BMI  | GOT | GPT | γ-GTP | 喫煙   |  |  |  |
| 1  |       |       |    |    | 女  | 69 | 情報提供  | M               | 188    | 105 | Ⅲ度   |    |           | 116      | 5.4   |    |    | 339  | 168      | 49  |    | 2.5 | 74.4  | 0.6        |     |     | 74   | 19.4 | 25  | 14  | 22    | 0    |  |  |  |
| 2  |       |       |    |    | 女  | 64 | 情報提供  | M               | 100    | 60  | 正常   |    |           | 87       | 5.5   | -  |    | 278  | 109      | 42  |    | 5.2 | 48.8  | 0.9        | -   | -   | 83   | 20.8 | 23  | 19  | 25    | 0    |  |  |  |
| 3  |       |       |    |    | 女  | 60 | 情報提供  | M               | 140    | 80  | I度   |    |           | 103      | 5.3   | -  |    | 266  | 156      | 75  |    | 6.3 | 94.5  | 0.5        | -   | 2+  | 84   | 21.2 | 22  | 11  | 42    | 0    |  |  |  |
| 4  |       |       |    |    | 女  | 59 | 情報提供  | M               | 131    | 84  | 正常高値 |    |           | 92       | 5.3   | -  |    | 251  | 105      | 74  |    | 4.2 | 77.8  | 0.6        | -   | -   | 87.3 | 22.5 | 22  | 19  | 18    | 0    |  |  |  |
| 5  |       |       |    |    | 女  | 57 | 情報提供  | M               | 110    | 76  | 正常   |    |           | 102      | 5.2   | -  |    | 245  | 156      | 58  |    | 5.2 | 78.6  | 0.6        | -   | ±   | 80.5 | 22.5 | 25  | 27  | 45    | 1    |  |  |  |
| 6  |       |       |    |    | 女  | 75 | 情報提供  | M               | 109    | 62  | 正常   |    |           | 98       | 5.3   | -  |    | 245  | 190      | 49  |    | 4   | 72.6  | 0.6        | -   | ±   | 85   | 23.7 | 23  | 20  | 12    | 0    |  |  |  |
| 7  |       |       |    |    | 女  | 60 | 情報提供  | M               | 110    | 80  | 正常   |    |           | 92       | 5.4   | -  |    | 243  | 174      | 63  |    | 5.1 | 94.5  | 0.5        | -   | -   | 78.5 | 21.3 | 24  | 21  | 18    | 0    |  |  |  |
| 8  |       |       |    |    | 女  | 57 | 情報提供  | M               | 80     | 50  | 正常   |    |           | 68       | 5.2   | -  |    | 243  | 113      | 94  |    | 5.2 | 66.4  | 0.7        | 2+  | -   | 53.5 | 12.3 | 38  | 26  | 87    | 1    |  |  |  |
| 9  |       |       |    |    | 女  | 65 | 情報提供  | M               | 114    | 80  | 正常   |    |           | 86       | 5     | -  |    | 240  | 181      | 57  |    | 4.9 | 55.2  | 0.8        | -   | +   | 74   | 21.8 | 21  | 10  | 18    | 0    |  |  |  |
| 10 |       |       |    |    | 女  | 47 | 情報提供  | M               | 148    | 87  | I度   |    |           | 110      | 5.4   | -  |    | 239  | 224      | 67  |    | 6.9 | 60.6  | 0.8        | +   | 2+  | 79.4 | 21.7 | 30  | 33  | 58    | 1    |  |  |  |
| 11 |       |       |    |    | 女  | 59 | 情報提供  | M               | 120    | 70  | 正常   |    |           | 86       | 5.1   | -  |    | 239  | 146      | 74  |    | 3.7 | 95    | 0.5        | -   | +   | 72   | 19.8 | 22  | 18  | 15    | 0    |  |  |  |
| 12 |       |       |    |    | 女  | 60 | 情報提供  | M               | 140    | 80  | I度   |    |           | 83       | 5.5   | -  |    | 236  | 209      | 50  |    | 3   | 77.4  | 0.6        | -   | -   | 89   | 24.3 | 17  | 11  | 35    | 0    |  |  |  |
| 13 |       |       |    |    | 女  | 58 | 情報提供  | M               | 120    | 78  | 正常   |    |           | 107      | 4.9   | -  |    | 236  | 171      | 70  |    | 5.8 | 66    | 0.7        | -   | -   | 77   | 23   | 20  | 12  | 21    | 0    |  |  |  |
| 14 |       |       |    |    | 男  | 44 | 情報提供  | M               | 100    | 65  | 正常   |    |           | 92       | 5.7   | -  |    | 236  | 126      | 35  |    | 8   | 83.6  | 0.8        | -   | -   | 83.4 | 22.4 | 19  | 25  | 22    | 1    |  |  |  |
| 15 |       |       |    |    | 男  | 59 | 情報提供  | M               | 128    | 80  | 正常   |    |           | 95       | 5.4   | -  |    | 235  | 130      | 77  |    | 4.8 | 88.9  | 0.7        | -   | -   | 78   | 23.3 | 14  | 12  | 16    | 1    |  |  |  |
| 16 |       |       |    |    | 男  | 56 | 情報提供  | M               | 116    | 77  | 正常   |    |           | 95       | 5.4   | -  |    | 234  | 184      | 47  |    | 5.4 | 45.9  | 1.3        | ±   | -   | 0    | 23.4 | 22  | 21  | 31    | 0    |  |  |  |
| 17 |       |       |    |    | 女  | 75 | 情報提供  | M               | 140    | 70  | I度   |    |           | 95       | 5.2   | -  |    | 233  | 121      | 56  |    | 5.1 | 72.6  | 0.6        | -   | -   | 75   | 22.5 | 25  | 25  | 44    | 0    |  |  |  |
| 18 |       |       |    |    | 女  | 71 | 情報提供  | M               | 150    | 80  | I度   |    |           | 97       | 5.2   | -  |    | 231  | 81       | 80  |    | 4.4 | 47.3  | 0.9        | 2+  | 2+  | 72   | 18.9 | 26  | 14  | 11    | 0    |  |  |  |
| 19 |       |       |    |    | 男  | 52 | 情報提供  | M               | 119    | 76  | 正常   |    |           | 230      | 8.3   | 3+ |    | 229  | 133      | 45  |    | 6.7 | 92.2  | 0.7        | -   | -   | 83   | 23.9 | 22  | 35  | 30    | 0    |  |  |  |
| 20 |       |       |    |    | 女  | 49 | 情報提供  | M               | 107    | 71  | 正常   |    |           | 79       | 5.5   | -  |    | 229  | 83       | 54  |    | 4.1 | 82    | 0.6        | -   | +   | 82   | 21.3 | 11  | 12  | 20    | 0    |  |  |  |
| 21 |       |       |    |    | 女  | 68 | 情報提供  | M               | 110    | 70  | 正常   |    |           | 86       | 5.3   | -  |    | 228  | 243      | 72  |    | 6.8 | 74.7  | 0.6        | -   | -   | 71   | 22.7 | 20  | 17  | 33    | 0    |  |  |  |
| 22 |       |       |    |    | 男  | 54 | 情報提供  | M               | 170    | 80  | Ⅱ度   |    |           | 109      | 4.4   | -  |    | 227  | 188      | 93  |    | 7.3 | 131.8 | 0.5        | -   | -   | 82   | 22.9 | 72  | 36  | 270   | 1    |  |  |  |
| 23 |       |       |    |    | 女  | 52 | 情報提供  | M               | 105    | 53  | 正常   |    |           | 94       | 5.6   | -  |    | 227  | 159      | 53  |    | 4.5 | 98.5  | 0.5        | -   | -   | 74.2 | 19.2 | 19  | 19  | 17    | 1    |  |  |  |
| 24 |       |       |    |    | 男  | 67 | 情報提供  | M               | 140    | 86  | I度   |    |           | 86       | 5.1   | -  |    | 226  | 78       | 77  |    | 5.6 | 65.1  | 0.9        | -   | -   | 78   | 22.5 | 27  | 22  | 23    | 0    |  |  |  |
| 25 |       |       |    |    | 女  | 71 | 情報提供  | M               | 116    | 62  | 正常   |    |           | 82       | 5.1   | -  |    | 226  | 72       | 75  |    | 6.3 | 73.8  | 0.6        | -   | +   | 103  | 28.5 | 24  | 15  | 13    | 0    |  |  |  |
| 26 |       |       |    |    | 女  | 55 | 情報提供  | M               | 115    | 78  | 正常   |    |           | 89       | 5.1   | -  |    | 226  | 90       | 66  |    | 5.2 | 79.4  | 0.6        | -   | -   | 83   | 19.6 | 17  | 16  | 16    | 0    |  |  |  |
| 27 |       |       |    |    | 女  | 55 | 情報提供  | M               | 134    | 90  | I度   |    |           | 92       | 5.1   | -  |    | 225  | 102      | 54  |    | 3.7 | 67.1  | 0.7        | -   | -   | 87   | 23.3 | 20  | 24  | 19    | 0    |  |  |  |
| 28 |       |       |    |    | 女  | 57 | 情報提供  | M               | 127    | 71  | 正常   |    |           | 91       | 5.4   | -  |    | 225  | 92       | 106 |    | 6.3 | 66.4  | 0.7        | -   | -   | 70   | 21.2 | 26  | 19  | 14    | 0    |  |  |  |
| 29 |       |       |    |    | 女  | 57 | 情報提供  | M               | 125    | 77  | 正常   |    |           | 115      | 6.2   | -  |    | 225  | 181      | 56  |    | 5.7 | 95.9  | 0.5        | -   | -   | 78   | 21.9 | 21  | 30  | 36    | 1    |  |  |  |
| 30 |       |       |    |    | 男  | 41 | 情報提供  | M               | 110    | 74  | 正常   |    |           | 86       | 4.9   | -  |    | 225  | 197      | 33  |    | 7.3 | 75    | 0.9        | -   | -   | 82.5 | 22.8 | 32  | 60  | 95    | 0    |  |  |  |
| 31 |       |       |    |    | 女  | 61 | 情報提供  | M               | 109    | 69  | 正常   |    |           | 103      | 5.1   | -  |    | 222  | 137      | 59  |    | 3.8 | 49.4  | 0.9        | ±   | 2+  | 76.5 | 23.8 | 21  | 17  | 13    | 0    |  |  |  |
| 32 |       |       |    |    | 女  | 62 | 情報提供  | M               | 108    | 64  | 正常   |    |           | 89       | 5.2   | -  |    | 222  | 77       | 80  |    | 4.6 | 93.6  | 0.5        | -   | -   | 85.2 | 21.8 | 31  | 29  | 18    | 0    |  |  |  |
| 33 |       |       |    |    | 女  | 67 | 情報提供  | M               | 108    | 58  | 正常   |    |           | 86       | 5.2   | -  |    | 221  | 102      | 63  |    | 3.9 | 63.4  | 0.7        | -   | -   | 73   | 19.8 | 20  | 14  | 12    | 0    |  |  |  |
| 34 |       |       |    |    | 女  | 59 | 情報提供  | M               | 124    | 68  | 正常   |    |           | 104      | 5.4   | -  |    | 220  | 195      | 56  |    | 4.4 | 95    | 0.5        | -   | +   | 72   | 20.4 | 31  | 43  | 45    | 0    |  |  |  |
| 35 |       |       |    |    | 男  | 69 | 情報提供  | M               | 120    | 70  | 正常   |    |           | 88       | 5.6   | -  |    | 220  | 189      | 44  |    | 6.3 | 73.5  | 0.8        | ±   | -   | 84.5 | 24   | 18  | 25  | 15    | 0    |  |  |  |
| 36 |       |       |    |    | 女  | 66 | 情報提供  | M               | 111    | 60  | 正常   |    |           | 91       | 5.1   | -  |    | 220  | 124      | 67  |    | 6.3 | 63.6  | 0.7        | -   | -   | 78   | 22   | 31  | 25  | 32    | 0    |  |  |  |
| 37 |       |       |    |    | 女  | 62 | 情報提供  | M               | 122    | 72  | 正常   |    |           | 89       | 5.9   | -  |    | 219  | 137      | 52  |    | 3.9 | 93.6  | 0.5        | -   | ±   | 92.9 | 25.6 | 20  | 26  | 17    | 0    |  |  |  |
| 38 |       |       |    |    | 女  | 61 | 情報提供  | M               | 105    | 64  | 正常   |    |           | 103      | 5.2   | -  |    | 219  | 146      | 46  |    | 5.5 | 77    | 0.6        | ±   | -   | 86   | 23.6 | 18  | 13  | 10    | 0    |  |  |  |
| 39 |       |       |    |    | 女  | 67 | 情報提供  | M               | 156    | 98  | I度   |    |           | 104      | 5.3   | -  |    | 218  | 131      | 52  |    | 5.3 | 63.4  | 0.7        | -   | -   | 80   | 21.7 | 24  | 25  | 54    | 0    |  |  |  |
| 40 |       |       |    |    | 女  | 55 | 情報提供  | M               | 136    | 82  | 正常高値 |    |           | 113      | 5.8   | -  |    | 218  | 239      | 44  |    | 4.9 | 79.4  | 0.6        | ±   | 3+  | 85.3 | 23.3 | 18  | 24  | 45    | 0    |  |  |  |

M 情報提供（受診必要）3, 429人の個人一覧（LDLコレステロール高い順 上位40人）

| No | 個人コード | 被保険者証 |    | 名前 | 性別 | 年齢 | 階層化結果 | 6-10<br>プロ-チャート | 特定健診結果 |     |      |    |           |          |       |    |    |      |          |     |    |      |       |            |     |     |      |      |     |     |       |      |
|----|-------|-------|----|----|----|----|-------|-----------------|--------|-----|------|----|-----------|----------|-------|----|----|------|----------|-----|----|------|-------|------------|-----|-----|------|------|-----|-----|-------|------|
|    |       | 記号    | 番号 |    |    |    |       |                 | 血圧     |     |      |    | 糖代謝       |          |       |    |    | 脂質代謝 |          |     |    | 尿酸   | 腎臓の機能 |            |     |     | 内臓脂肪 |      | 肝機能 |     |       | 生活習慣 |
|    |       |       |    |    |    |    |       |                 | 収縮期    | 拡張期 | 血圧分類 | 治療 | 空腹時<br>血糖 | 随時<br>血糖 | HbA1c | 尿糖 | 治療 | LDL  | 中性<br>脂肪 | HDL | 治療 | 尿酸   | eGFR  | クレアチニ<br>ン | 尿蛋白 | 尿潜血 | 腹囲   | BMI  | GOT | GPT | γ-GTP | 喫煙   |
| 1  |       |       |    |    | 女  | 71 | 情報提供  | M               | 182    | 96  | Ⅲ度   |    | 92        |          | 4.8   | -  |    | 126  | 216      | 37  |    | 6.1  | 14.2  | 2.7        | 2+  | +   | 78.4 | 20.2 | 20  | 16  | 21    | 0    |
| 2  |       |       |    |    | 男  | 68 | 情報提供  | M               | 157    | 82  | I度   |    | 98        |          | 5     | -  |    | 101  | 55       | 51  |    | 7.3  | 18.0  | 2.9        | 2+  | -   | 69   | 17.6 | 20  | 16  | 18    | 0    |
| 3  |       |       |    |    | 女  | 68 | 情報提供  | M               | 112    | 71  | 正常   |    | 81        |          | 5.1   | -  |    | 150  | 55       | 62  |    | 5.4  | 35.0  | 1.2        | -   | -   | 84.5 | 24.3 | 22  | 16  | 13    | 0    |
| 4  |       |       |    |    | 女  | 59 | 情報提供  | M               | 120    | 70  | 正常   |    |           | 87       | 5.1   | -  |    | 215  | 84       | 76  |    | 7.7  | 36.4  | 1.2        | -   | -   | 80   | 17.5 | 26  | 18  | 23    | 1    |
| 5  |       |       |    |    | 女  | 72 | 情報提供  | M               | 116    | 61  | 正常   |    | 93        |          | 5.1   | -  |    | 202  | 137      | 82  |    | 7.4  | 37.9  | 1.1        | +   | ±   | 83   | 25.4 | 30  | 29  | 23    | 0    |
| 6  |       |       |    |    | 女  | 71 | 情報提供  | M               | 138    | 80  | 正常高値 |    | 92        |          | 5.4   | -  |    | 147  | 154      | 44  |    | 7.4  | 38.0  | 1.1        | -   | +   | 79   | 21   | 13  | 6   | 19    | 1    |
| 7  |       |       |    |    | 女  | 70 | 情報提供  | M               | 100    | 70  | 正常   |    | 81        |          | 4.5   | -  |    | 174  | 111      | 47  |    | 8.3  | 38.2  | 1.1        | -   | +   | 82.3 | 24   | 21  | 14  | 10    | 0    |
| 8  |       |       |    |    | 男  | 67 | 情報提供  | M               | 142    | 91  | I度   |    | 98        |          | 4.8   | -  |    | 110  | 60       | 43  |    | 7.1  | 40.2  | 1.4        | -   | -   | 83   | 24   | 27  | 34  | 24    | 0    |
| 9  |       |       |    |    | 男  | 51 | 情報提供  | M               | 136    | 94  | I度   |    | 94        |          | 5.1   | -  |    | 129  | 99       | 59  |    | 5.9  | 40.3  | 1.5        | -   | -   | 81   | 22.5 | 23  | 17  | 41    | 1    |
| 10 |       |       |    |    | 男  | 65 | 情報提供  | M               | 124    | 56  | 正常   |    | 101       |          | 6.5   | -  |    | 79   | 226      | 33  |    | 4.4  | 40.5  | 1.4        | -   | -   | 76   | 22.6 | 19  | 12  | 15    | 0    |
| 11 |       |       |    |    | 男  | 48 | 情報提供  | M               | 96     | 68  | 正常   |    | 85        |          | 4.7   | -  |    | 76   | 116      | 85  |    | 6.8  | 41.0  | 1.5        | -   | -   | 71   | 18.8 | 38  | 28  | 131   | 0    |
| 12 |       |       |    |    | 女  | 73 | 情報提供  | M               | 126    | 60  | 正常   |    | 85        |          | 5.4   | -  |    | 184  | 96       | 66  |    | 7.2  | 41.8  | 1          | ±   | -   | 96   | 27   | 22  | 15  | 17    | 0    |
| 13 |       |       |    |    | 女  | 73 | 情報提供  | M               | 120    | 60  | 正常   |    |           | 88       | 5.3   | -  |    | 109  | 401      | 34  |    | 7.4  | 41.8  | 1          | -   | -   | 83   | 23.2 | 20  | 15  | 13    | 0    |
| 14 |       |       |    |    | 女  | 72 | 情報提供  | M               | 120    | 62  | 正常   |    | 83        |          | 5.6   | -  |    | 156  | 112      | 52  |    | 6.2  | 42.0  | 1          | -   | 2+  | 86   | 25.2 | 21  | 14  | 22    | 0    |
| 15 |       |       |    |    | 男  | 74 | 情報提供  | M               | 136    | 80  | 正常高値 |    | 91        |          | 5.2   | -  |    | 146  | 81       | 52  |    | 5.4  | 42.3  | 1.3        | ±   | ±   | 84   | 24.1 | 26  | 20  | 21    | 0    |
| 16 |       |       |    |    | 男  | 74 | 情報提供  | M               | 127    | 78  | 正常   |    | 91        |          | 4.7   | -  |    | 141  | 89       | 44  |    | 6.4  | 42.3  | 1.3        | -   | ±   | 87   | 27   | 31  | 30  | 38    | 0    |
| 17 |       |       |    |    | 女  | 69 | 情報提供  | M               | 112    | 75  | 正常   |    | 90        |          | 5.3   | -  |    | 152  | 146      | 51  |    | 6.8  | 42.5  | 1          | ±   | +   | 87   | 25.2 | 21  | 15  | 23    | 0    |
| 18 |       |       |    |    | 女  | 48 | 情報提供  | M               | 200    | 100 | Ⅲ度   |    | 137       |          | 5.3   | 2+ |    | 86   | 104      | 74  |    | 5.5  | 42.5  | 1.1        | -   | -   | 70   | 17.7 | 28  | 16  | 16    | 1    |
| 19 |       |       |    |    | 男  | 72 | 情報提供  | M               | 126    | 70  | 正常   |    | 82        |          | 4.8   | -  |    | 152  | 41       | 56  |    | 11.8 | 42.7  | 1.3        | ±   | -   | 77.8 | 22.1 | 29  | 19  | 25    | 0    |
| 20 |       |       |    |    | 男  | 71 | 情報提供  | M               | 128    | 70  | 正常   |    | 90        |          | 5.1   | -  |    | 121  | 120      | 64  |    | 8.9  | 42.8  | 1.3        | ±   | -   | 90   | 23   | 19  | 20  | 133   | 0    |
| 21 |       |       |    |    | 女  | 67 | 情報提供  | M               | 122    | 72  | 正常   |    | 85        |          | 5.5   | -  |    | 192  | 184      | 57  |    | 5.5  | 42.9  | 1          | -   | -   | 72.5 | 19.7 | 23  | 17  | 19    | 0    |
| 22 |       |       |    |    | 男  | 70 | 情報提供  | M               | 140    | 87  | I度   |    | 97        |          | 5.2   | -  |    | 86   | 78       | 84  |    | 6.2  | 43.0  | 1.3        | +   | ±   | 77   | 22   | 27  | 18  | 62    | 0    |
| 23 |       |       |    |    | 男  | 62 | 情報提供  | M               | 124    | 70  | 正常   |    | 102       |          | 5.4   | -  |    | 162  | 108      | 57  |    | 8    | 44.5  | 1.3        | -   | -   | 83   | 24.2 | 22  | 23  | 17    | 0    |
| 24 |       |       |    |    | 女  | 55 | 情報提供  | M               | 145    | 89  | I度   |    |           | 102      | 5.5   | -  |    | 110  | 170      | 38  |    | 6.8  | 45.4  | 1          | +   | -   | 86.5 | 23.7 | 22  | 19  | 42    | 0    |
| 25 |       |       |    |    | 男  | 56 | 情報提供  | M               | 116    | 77  | 正常   |    | 95        |          | 5.4   | -  |    | 234  | 184      | 47  |    | 5.4  | 45.9  | 1.3        | ±   | -   | 0    | 23.4 | 22  | 21  | 31    | 0    |
| 26 |       |       |    |    | 男  | 56 | 情報提供  | M               | 118    | 64  | 正常   |    | 91        |          | 4.7   | -  |    | 103  | 43       | 78  |    | 5.8  | 45.9  | 1.3        | -   | -   | 81.8 | 26   | 20  | 32  | 300   | 0    |
| 27 |       |       |    |    | 男  | 75 | 情報提供  | M               | 173    | 117 | Ⅲ度   |    | 89        |          | 5.3   | -  |    | 98   | 89       | 56  |    | 7.8  | 46.0  | 1.2        | +   | +   | 84   | 24.2 | 25  | 15  | 12    | 0    |
| 28 |       |       |    |    | 男  | 75 | 情報提供  | M               | 120    | 70  | 正常   |    | 90        |          | 4.7   | -  |    | 89   | 79       | 64  |    | 7.6  | 46.0  | 1.2        | 2+  | +   | 81   | 22   | 17  | 10  | 42    | 0    |
| 29 |       |       |    |    | 男  | 74 | 情報提供  | M               | 113    | 70  | 正常   |    | 98        |          | 5.3   | -  |    | 147  | 137      | 68  |    | 6.8  | 46.2  | 1.2        | -   | -   | 82.2 | 21.8 | 24  | 16  | 28    | 0    |
| 30 |       |       |    |    | 男  | 74 | 情報提供  | M               | 135    | 80  | 正常高値 |    | 171       |          | 7.5   | 2+ |    | 117  | 94       | 71  |    | 5.5  | 46.2  | 1.2        | -   | -   | 79.5 | 22.3 | 13  | 11  | 29    | 1    |
| 31 |       |       |    |    | 男  | 74 | 情報提供  | M               | 108    | 62  | 正常   |    | 96        |          | 6.3   | -  |    | 106  | 122      | 58  |    | 6.6  | 46.2  | 1.2        | ±   | -   | 76   | 19.1 | 21  | 16  | 15    | 0    |
| 32 |       |       |    |    | 男  | 72 | 情報提供  | M               | 126    | 76  | 正常   |    | 98        |          | 5.3   | -  |    | 171  | 139      | 48  |    | 8.9  | 46.6  | 1.2        | -   | -   | 80.5 | 21.7 | 25  | 19  | 23    | 0    |
| 33 |       |       |    |    | 女  | 74 | 情報提供  | M               | 107    | 60  | 正常   |    | 93        |          | 4.8   | -  |    | 153  | 158      | 78  |    | 4.2  | 46.8  | 0.9        | -   | 3+  | 66   | 17.2 | 22  | 17  | 17    | 0    |
| 34 |       |       |    |    | 男  | 71 | 情報提供  | M               | 120    | 70  | 正常   |    | 84        |          | 5     | -  |    | 141  | 171      | 50  |    | 5.1  | 46.8  | 1.2        | -   | +   | 81   | 22.8 | 30  | 26  | 23    | 0    |
| 35 |       |       |    |    | 男  | 70 | 情報提供  | M               | 120    | 80  | 正常   |    | 88        |          | 5.1   | -  |    | 131  | 322      | 32  |    | 4.7  | 46.9  | 1.2        | -   | ±   | 83.5 | 23.7 | 22  | 23  | 44    | 0    |
| 36 |       |       |    |    | 男  | 70 | 情報提供  | M               | 107    | 64  | 正常   |    | 86        |          | 5.1   | -  |    | 97   | 92       | 60  |    | 5.8  | 46.9  | 1.2        | -   | -   | 77.6 | 19.9 | 43  | 44  | 202   | 0    |
| 37 |       |       |    |    | 女  | 73 | 情報提供  | M               | 170    | 80  | Ⅱ度   |    | 97        |          | 5.7   | -  |    | 209  | 207      | 46  |    | 6.6  | 47.0  | 0.9        | ±   | -   | 86   | 24   | 17  | 13  | 28    | 0    |
| 38 |       |       |    |    | 女  | 73 | 情報提供  | M               | 122    | 70  | 正常   |    | 92        |          | 5.2   | -  |    | 146  | 118      | 41  |    | 11.2 | 47.0  | 0.9        | +   | -   | 104  | 30.6 | 26  | 19  | 24    | 0    |
| 39 |       |       |    |    | 女  | 73 | 情報提供  | M               | 156    | 86  | I度   |    |           | 116      | 4.9   | -  |    | 115  | 92       | 53  |    | 6.9  | 47.0  | 0.9        | -   | -   | 79   | 24   | 57  | 65  | 17    | 0    |
| 40 |       |       |    |    | 女  | 72 | 情報提供  | M               | 110    | 70  | 正常   |    | 90        |          | 5     | -  |    | 166  | 98       | 45  |    | 5.2  | 47.1  | 0.9        | -   | -   | 89   | 28.5 | 21  | 16  | 15    | 0    |

N 情報提供（受診不必要） 4, 555 人の個人一覧（HbA1c高い順 上位40人）

| No | 個人コード | 被保険者証 |    | 名前 | 性別 | 年齢 | 階層化結果 | 6-10<br>フローチャート | 特定健診結果 |     |      |    |           |          |       |    |    |      |          |     |    |     |       |            |     |       |      |      |     |      |       |     |  |  |      |
|----|-------|-------|----|----|----|----|-------|-----------------|--------|-----|------|----|-----------|----------|-------|----|----|------|----------|-----|----|-----|-------|------------|-----|-------|------|------|-----|------|-------|-----|--|--|------|
|    |       | 記号    | 番号 |    |    |    |       |                 | 血圧     |     |      |    | 糖代謝       |          |       |    |    | 脂質代謝 |          |     |    | 尿酸  |       |            |     | 腎臓の機能 |      |      |     | 内臓脂肪 |       | 肝機能 |  |  | 生活習慣 |
|    |       |       |    |    |    |    |       |                 | 収縮期    | 拡張期 | 血圧分類 | 治療 | 空腹時<br>血糖 | 随時<br>血糖 | HbA1c | 尿糖 | 治療 | LDL  | 中性<br>脂肪 | HDL | 治療 | 尿酸  | eGFR  | クレアチ<br>ニン | 尿蛋白 | 尿潜血   | 腹囲   | BMI  | GOT | GPT  | γ-GTP |     |  |  |      |
| 1  |       |       |    |    | 女  | 69 | 情報提供  | N               | 121    | 66  | 正常   |    | 123       |          | 6.0   | -  |    | 135  | 100      | 57  |    | 4.9 | 74.4  | 0.6        | -   | +     | 81   | 21.9 | 16  | 13   | 14    | 0   |  |  |      |
| 2  |       |       |    |    | 男  | 50 | 情報提供  | N               | 88     | 61  | 正常   |    | 91        |          | 6.0   | -  |    | 102  | 102      | 49  |    | 7.4 | 70.8  | 0.9        | -   | -     | 73.5 | 17.6 | 13  | 11   | 25    | 1   |  |  |      |
| 3  |       |       |    |    | 男  | 54 | 情報提供  | N               | 128    | 70  | 正常   |    | 101       |          | 6.0   | -  |    | 102  | 128      | 38  |    | 4.9 | 78.8  | 0.8        | -   | -     | 81   | 24.9 | 11  | 16   | 28    | 1   |  |  |      |
| 4  |       |       |    |    | 女  | 67 | 情報提供  | N               | 114    | 76  | 正常   |    |           | 83       | 6.0   | -  |    | 118  | 161      | 82  |    | 4.2 | 91.6  | 0.5        | ±   | -     | 63   | 22.3 | 22  | 16   | 16    | 0   |  |  |      |
| 5  |       |       |    |    | 女  | 58 | 情報提供  | N               | 121    | 79  | 正常   |    | 124       |          | 6.0   | -  |    | 123  | 103      | 57  |    | 4.5 | 78.2  | 0.6        | -   | -     | 72   | 20.2 | 16  | 17   | 22    | 0   |  |  |      |
| 6  |       |       |    |    | 女  | 72 | 情報提供  | N               | 110    | 68  | 正常   |    | 88        |          | 6.0   | -  |    | 136  | 72       | 74  |    | 4.9 | 62.1  | 0.7        | -   | -     | 83   | 21.4 | 20  | 14   | 14    | 0   |  |  |      |
| 7  |       |       |    |    | 女  | 66 | 情報提供  | N               | 136    | 70  | 正常高値 |    | 113       |          | 6.0   | -  |    | 118  | 79       | 51  |    | 6.5 | 63.6  | 0.7        | -   | -     | 69.3 | 24.3 | 23  | 32   | 24    | 0   |  |  |      |
| 8  |       |       |    |    | 女  | 43 | 情報提供  | N               | 114    | 74  | 正常   |    | 125       |          | 6.0   | -  |    | 104  | 92       | 106 |    | 6.4 | 62.2  | 0.8        | -   | -     | 85   | 23.8 | 21  | 20   | 40    | 0   |  |  |      |
| 9  |       |       |    |    | 男  | 73 | 情報提供  | N               | 134    | 60  | 正常高値 |    | 105       |          | 6.0   | -  |    | 67   | 116      | 70  |    | 5.1 | 99    | 0.6        | -   | -     | 71   | 20.5 | 47  | 18   | 22    | 0   |  |  |      |
| 10 |       |       |    |    | 男  | 70 | 情報提供  | N               | 130    | 66  | 正常高値 |    | 100       |          | 6.0   | -  |    | 81   | 163      | 62  |    | 8.2 | 64.3  | 0.9        | -   | -     | 73   | 18.9 | 32  | 23   | 95    | 1   |  |  |      |
| 11 |       |       |    |    | 女  | 62 | 情報提供  | N               | 125    | 80  | 正常   |    | 101       |          | 6.0   | -  |    | 125  | 141      | 43  |    | 4.7 | 93.6  | 0.5        | -   | -     | 87   | 24.1 | 16  | 16   | 25    | 0   |  |  |      |
| 12 |       |       |    |    | 女  | 65 | 情報提供  | N               | 104    | 57  | 正常   |    | 103       |          | 6.0   | -  |    | 139  | 173      | 43  |    | 5.3 | 63.9  | 0.7        | -   | -     | 78.4 | 22.3 | 17  | 20   | 41    | 0   |  |  |      |
| 13 |       |       |    |    | 女  | 51 | 情報提供  | N               | 116    | 79  | 正常   |    | 97        |          | 6.0   | -  |    | 108  | 95       | 80  |    | 4.4 | 99    | 0.5        | -   | -     | 85.4 | 23   | 19  | 14   | 25    | 1   |  |  |      |
| 14 |       |       |    |    | 女  | 65 | 情報提供  | N               | 110    | 66  | 正常   |    | 109       |          | 6.0   | -  |    | 136  | 74       | 77  |    | 5.3 | 75.7  | 0.6        | -   | -     | 89.3 | 22   | 16  | 13   | 18    | 0   |  |  |      |
| 15 |       |       |    |    | 女  | 67 | 情報提供  | N               | 113    | 70  | 正常   |    | 118       |          | 5.9   | -  |    | 126  | 88       | 54  |    | 5.3 | 63.4  | 0.7        | -   | +     | 80   | 24.1 | 30  | 25   | 21    | 0   |  |  |      |
| 16 |       |       |    |    | 女  | 62 | 情報提供  | N               | 130    | 70  | 正常高値 |    | 111       |          | 5.9   | -  |    | 118  | 104      | 68  |    | 5.1 | 64.8  | 0.7        | -   | +     | 78   | 24.9 | 18  | 25   | 17    | 0   |  |  |      |
| 17 |       |       |    |    | 女  | 58 | 情報提供  | N               | 128    | 81  | 正常   |    | 92        |          | 5.9   | -  |    | 126  | 130      | 74  |    | 4.5 | 78.2  | 0.6        | -   | -     | 76   | 22.1 | 16  | 13   | 19    | 0   |  |  |      |
| 18 |       |       |    |    | 女  | 44 | 情報提供  | N               | 116    | 70  | 正常   |    |           | 113      | 5.9   | -  |    | 124  | 120      | 71  |    | 3.3 | 84.6  | 0.6        | -   | -     | 73   | 22.5 | 19  | 14   | 15    | 0   |  |  |      |
| 19 |       |       |    |    | 女  | 66 | 情報提供  | N               | 130    | 68  | 正常高値 |    | 95        |          | 5.9   | -  |    | 105  | 84       | 68  |    | 5.2 | 75.3  | 0.6        | -   | -     | 84   | 21.1 | 25  | 16   | 18    | 0   |  |  |      |
| 20 |       |       |    |    | 女  | 68 | 情報提供  | N               | 103    | 68  | 正常   |    | 103       |          | 5.9   | -  |    | 104  | 73       | 68  |    | 6.9 | 54.5  | 0.8        | -   | -     | 75.7 | 20.3 | 26  | 26   | 11    | 0   |  |  |      |
| 21 |       |       |    |    | 男  | 69 | 情報提供  | N               | 113    | 69  | 正常   |    | 114       |          | 5.9   | -  |    | 124  | 82       | 55  |    | 4.6 | 73.5  | 0.8        | -   | -     | 83.5 | 21.4 | 20  | 22   | 33    | 1   |  |  |      |
| 22 |       |       |    |    | 女  | 71 | 情報提供  | N               | 130    | 78  | 正常高値 |    | 115       |          | 5.9   | -  |    | 111  | 76       | 73  |    | 5.3 | 62.3  | 0.7        | -   | ±     | 72   | 19.6 | 19  | 22   | 19    | 0   |  |  |      |
| 23 |       |       |    |    | 女  | 70 | 情報提供  | N               | 95     | 60  | 正常   |    | 89        |          | 5.9   | -  |    | 107  | 66       | 74  |    | 4.5 | 115.4 | 0.4        | -   | -     | 83   | 24.1 | 23  | 18   | 11    | 0   |  |  |      |
| 24 |       |       |    |    | 女  | 59 | 情報提供  | N               | 130    | 76  | 正常高値 |    | 111       |          | 5.9   | -  |    | 123  | 130      | 47  |    | 5.9 | 77.8  | 0.6        | -   | -     | 76.5 | 20.9 | 21  | 20   | 13    | 0   |  |  |      |
| 25 |       |       |    |    | 女  | 70 | 情報提供  | N               | 110    | 70  | 正常   |    | 92        |          | 5.9   | -  |    | 95   | 97       | 55  |    | 4.3 | 62.6  | 0.7        | -   | +     | 79.5 | 20.8 | 26  | 18   | 12    | 0   |  |  |      |
| 26 |       |       |    |    | 男  | 70 | 情報提供  | N               | 126    | 70  | 正常   |    |           | 104      | 5.9   | -  |    | 95   | 199      | 63  |    | 5.8 | 64.3  | 0.9        | -   | -     | 72.5 | 19.6 | 24  | 14   | 19    | 0   |  |  |      |
| 27 |       |       |    |    | 男  | 53 | 情報提供  | N               | 111    | 70  | 正常   |    | 122       |          | 5.9   | -  |    | 132  | 111      | 53  |    | 6   | 79.2  | 0.8        | -   | -     | 83.6 | 23.2 | 23  | 17   | 27    | 0   |  |  |      |
| 28 |       |       |    |    | 男  | 68 | 情報提供  | N               | 130    | 80  | 正常高値 |    | 114       |          | 5.9   | -  |    | 116  | 109      | 56  |    | 3.6 | 64.9  | 0.9        | -   | -     | 84   | 23   | 17  | 18   | 27    | 1   |  |  |      |
| 29 |       |       |    |    | 女  | 67 | 情報提供  | N               | 112    | 60  | 正常   |    | 84        |          | 5.9   | -  |    | 123  | 47       | 75  |    | 5.4 | 75    | 0.6        | -   | ±     | 79   | 22.1 | 22  | 15   | 11    | 0   |  |  |      |
| 30 |       |       |    |    | 女  | 71 | 情報提供  | N               | 110    | 78  | 正常   |    | 87        |          | 5.9   | -  |    | 98   | 90       | 91  |    | 4.6 | 62.3  | 0.7        | -   | -     | 65   | 19.3 | 34  | 23   | 30    | 0   |  |  |      |
| 31 |       |       |    |    | 女  | 60 | 情報提供  | N               | 110    | 59  | 正常   |    | 88        |          | 5.9   | -  |    | 92   | 56       | 69  |    | 6.2 | 120.6 | 0.4        | -   | -     | 85.5 | 22.7 | 19  | 12   | 24    | 0   |  |  |      |
| 32 |       |       |    |    | 女  | 70 | 情報提供  | N               | 107    | 72  | 正常   |    | 122       |          | 5.9   | -  |    | 111  | 131      | 66  |    | 6.8 | 62.6  | 0.7        | ±   | -     | 78   | 22.9 | 26  | 26   | 26    | 0   |  |  |      |
| 33 |       |       |    |    | 女  | 61 | 情報提供  | N               | 115    | 66  | 正常   |    | 86        |          | 5.9   | -  |    | 126  | 86       | 71  |    | 4.5 | 77    | 0.6        | ±   | +     | 79.5 | 23.4 | 23  | 24   | 31    | 0   |  |  |      |
| 34 |       |       |    |    | 女  | 66 | 情報提供  | N               | 119    | 70  | 正常   |    | 90        |          | 5.9   | -  |    | 81   | 82       | 72  |    | 3   | 75.3  | 0.6        | -   | -     | 66   | 20.1 | 19  | 12   | 25    | 0   |  |  |      |
| 35 |       |       |    |    | 男  | 59 | 情報提供  | N               | 138    | 84  | 正常高値 |    |           | 143      | 5.9   | -  |    | 83   | 77       | 98  |    | 6.4 | 88.9  | 0.7        | ±   | 3+    | 83   | 22.2 | 20  | 15   | 48    | 1   |  |  |      |
| 36 |       |       |    |    | 女  | 66 | 情報提供  | N               | 130    | 80  | 正常高値 |    | 87        |          | 5.9   | -  |    | 130  | 104      | 63  |    | 4.6 | 92    | 0.5        | -   | -     | 77.8 | 21.5 | 30  | 28   | 12    | 0   |  |  |      |
| 37 |       |       |    |    | 女  | 46 | 情報提供  | N               | 90     | 52  | 正常   |    | 84        |          | 5.9   | -  |    | 138  | 122      | 82  |    | 5.9 | 83.5  | 0.6        | +   | -     | 77.5 | 18.2 | 26  | 26   | 17    | 1   |  |  |      |
| 38 |       |       |    |    | 女  | 62 | 情報提供  | N               | 96     | 66  | 正常   |    | 95        |          | 5.8   | -  |    | 73   | 62       | 47  |    | 3.8 | 76.7  | 0.6        | -   | -     | 80   | 21.4 | 23  | 18   | 14    | 0   |  |  |      |
| 39 |       |       |    |    | 女  | 52 | 情報提供  | N               | 104    | 58  | 正常   |    | 94        |          | 5.8   | -  |    | 118  | 117      | 53  |    | 5.7 | 80.7  | 0.6        | -   | -     | 88   | 25   | 18  | 14   | 16    | 0   |  |  |      |
| 40 |       |       |    |    | 女  | 72 | 情報提供  | N               | 120    | 82  | 正常   |    | 86        |          | 5.8   | -  |    | 102  | 57       | 59  |    | 4.5 | 89.7  | 0.5        | -   | +     | 85.2 | 23.5 | 17  | 18   | 17    | 0   |  |  |      |

K 情報提供（良）2, 416人の個人一覧（HbA1c高い順 上位40人）

| No | 個人コード | 被保険者証 |    | 名前 | 性別 | 年齢 | 階層化結果 | 6-10<br>フローチャート | 特定健診結果 |     |      |    |       |      |       |    |    |      |      |     |    |     |      |        |     |     |       |      |     |     |       |    |      |  |
|----|-------|-------|----|----|----|----|-------|-----------------|--------|-----|------|----|-------|------|-------|----|----|------|------|-----|----|-----|------|--------|-----|-----|-------|------|-----|-----|-------|----|------|--|
|    |       | 記号    | 番号 |    |    |    |       |                 | 血圧     |     |      |    | 糖代謝   |      |       |    |    | 脂質代謝 |      |     |    | 尿酸  |      | 腎臓の機能  |     |     |       | 内臓脂肪 |     | 肝機能 |       |    | 生活習慣 |  |
|    |       |       |    |    |    |    |       |                 | 収縮期    | 拡張期 | 血圧分類 | 治療 | 空腹時血糖 | 随時血糖 | HbA1c | 尿糖 | 治療 | LDL  | 中性脂肪 | HDL | 治療 | 尿酸  | eGFR | クレアチニン | 尿蛋白 | 尿潜血 | 腹囲    | BMI  | GOT | GPT | γ-GTP | 喫煙 |      |  |
| 1  |       |       |    |    | 男  | 70 | 情報提供  | K               | 135    | 77  | 正常高値 | ○  | 91    |      | 6.0   | -  | ○  | 93   | 120  | 61  |    | 6.3 | 84.7 | 0.7    | -   | -   | 90.5  | 26.1 | 23  | 22  | 24    | 0  |      |  |
| 2  |       |       |    |    | 男  | 68 | 情報提供  | K               | 129    | 80  | 正常   | ○  | 114   |      | 6.0   | -  | ○  | 133  | 169  | 44  | ○  | 6   | 85.4 | 0.7    | -   | 2+  | 88    | 21.9 | 23  | 21  | 47    | 1  |      |  |
| 3  |       |       |    |    | 男  | 68 | 情報提供  | K               | 133    | 78  | 正常高値 |    | 118   |      | 6.0   | -  | ○  | 94   | 65   | 80  |    | 5.3 | 64.9 | 0.9    | -   | -   | 78.5  | 23.2 | 25  | 29  | 16    | 0  |      |  |
| 4  |       |       |    |    | 女  | 62 | 情報提供  | K               | 118    | 66  | 正常   | ○  | 120   |      | 6.0   | -  |    | 106  | 128  | 71  | ○  | 4.8 | 76.7 | 0.6    | -   | ±   | 86    | 23.3 | 20  | 18  | 21    | 0  |      |  |
| 5  |       |       |    |    | 男  | 66 | 情報提供  | K               | 107    | 70  | 正常   | ○  | 118   |      | 6.0   | -  |    | 119  | 169  | 43  |    | 6.6 | 47.7 | 1.2    | -   | -   | 82    | 25.1 | 20  | 22  | 22    | 0  |      |  |
| 6  |       |       |    |    | 女  | 74 | 情報提供  | K               | 116    | 62  | 正常   | ○  | 85    |      | 6.0   | -  | ○  | 109  | 70   | 92  |    | 4.3 | 89   | 0.5    | -   | -   | 78    | 22.3 | 28  | 22  | 38    | 0  |      |  |
| 7  |       |       |    |    | 男  | 58 | 情報提供  | K               | 134    | 70  | 正常高値 | ○  | 117   |      | 6.0   | -  |    | 131  | 106  | 64  | ○  | 5.8 | 77.2 | 0.8    | -   | -   | 91.3  | 23.8 | 20  | 21  | 36    | 0  |      |  |
| 8  |       |       |    |    | 男  | 67 | 情報提供  | K               | 120    | 72  | 正常   | ○  | 115   |      | 6.0   | -  | ○  | 105  | 225  | 48  |    | 6.5 | 65.1 | 0.9    | -   | -   | 77    | 22.4 | 26  | 29  | 28    | 0  |      |  |
| 9  |       |       |    |    | 女  | 63 | 情報提供  | K               | 128    | 78  | 正常   |    | 108   |      | 6.0   | -  |    | 137  | 89   | 65  | ○  | 4.4 | 76.3 | 0.6    | ±   | -   | 89    | 22.1 | 22  | 23  | 18    | 0  |      |  |
| 10 |       |       |    |    | 男  | 62 | 情報提供  | K               | 123    | 83  | 正常   |    | 104   |      | 6.0   | -  | ○  | 116  | 85   | 75  |    | 5.8 | 59.3 | 1      | -   | -   | 91    | 25.5 | 21  | 28  | 34    | 0  |      |  |
| 11 |       |       |    |    | 女  | 70 | 情報提供  | K               | 120    | 80  | 正常   | ○  |       | 99   | 6.0   | -  |    | 82   | 52   | 82  |    | 4.5 | 74.1 | 0.6    | -   | -   | 80    | 21.9 | 19  | 30  | 66    | 0  |      |  |
| 12 |       |       |    |    | 男  | 66 | 情報提供  | K               | 116    | 76  | 正常   | ○  | 110   |      | 6.0   | -  | ○  | 112  | 151  | 36  |    | 5.1 | 58.3 | 1      | -   | -   | 91    | 22.9 | 21  | 22  | 32    | 0  |      |  |
| 13 |       |       |    |    | 女  | 69 | 情報提供  | K               | 118    | 70  | 正常   |    | 115   |      | 6.0   | -  |    | 123  | 180  | 62  | ○  | 4.5 | 90.8 | 0.5    | -   | -   | 83.8  | 23.6 | 19  | 14  | 19    | 0  |      |  |
| 14 |       |       |    |    | 男  | 70 | 情報提供  | K               | 132    | 70  | 正常高値 | ○  | 111   |      | 6.0   | -  |    | 96   | 82   | 66  |    | 5.1 | 64.3 | 0.9    | -   | -   | 85    | 25.6 | 25  | 30  | 32    | 0  |      |  |
| 15 |       |       |    |    | 女  | 72 | 情報提供  | K               | 117    | 70  | 正常   | ○  | 107   |      | 6.0   | -  |    | 86   | 156  | 50  | ○  | 8.7 | 89.7 | 0.5    | -   | +   | 84    | 23.1 | 22  | 26  | 36    | 0  |      |  |
| 16 |       |       |    |    | 女  | 66 | 情報提供  | K               | 130    | 84  | 正常高値 |    | 108   |      | 6.0   | -  |    | 114  | 89   | 71  | ○  | 5.2 | 63.6 | 0.7    | -   | -   | 89    | 28.4 | 20  | 15  | 16    | 0  |      |  |
| 17 |       |       |    |    | 女  | 63 | 情報提供  | K               | 128    | 72  | 正常   | ○  | 88    |      | 6.0   | -  |    | 106  | 136  | 72  |    | 6.4 | 64.5 | 0.7    | -   | -   | 85.8  | 23.7 | 21  | 20  | 28    | 0  |      |  |
| 18 |       |       |    |    | 男  | 65 | 情報提供  | K               | 120    | 70  | 正常   | ○  | 108   |      | 6.0   | -  |    | 131  | 240  | 69  |    | 7.7 | 86.5 | 0.7    | -   | -   | 75    | 18.9 | 23  | 19  | 28    | 0  |      |  |
| 19 |       |       |    |    | 女  | 62 | 情報提供  | K               | 137    | 80  | 正常高値 | ○  | 96    |      | 6.0   | -  |    | 120  | 49   | 65  |    | 5.1 | 64.8 | 0.7    | -   | -   | 96    | 29.6 | 19  | 14  | 15    | 0  |      |  |
| 20 |       |       |    |    | 男  | 75 | 情報提供  | K               | 110    | 70  | 正常   |    | 115   |      | 6.0   | -  | ○  | 106  | 127  | 37  |    | 6.1 | 63.1 | 0.9    | -   | -   | 87    | 24   | 23  | 23  | 20    | 0  |      |  |
| 21 |       |       |    |    | 男  | 70 | 情報提供  | K               | 118    | 60  | 正常   | ○  | 105   |      | 6.0   | -  |    | 134  | 195  | 37  |    | 7.4 | 64.3 | 0.9    | +   | -   | 85    | 23.9 | 37  | 46  | 57    | 0  |      |  |
| 22 |       |       |    |    | 女  | 66 | 情報提供  | K               | 130    | 70  | 正常高値 | ○  | 100   |      | 6.0   | -  |    | 134  | 80   | 56  |    | 6.3 | 75.3 | 0.6    | -   | -   | 105.5 | 34   | 19  | 14  | 45    | 0  |      |  |
| 23 |       |       |    |    | 女  | 42 | 情報提供  | K               | 96     | 58  | 正常   |    | 110   |      | 6.0   | -  | ○  | 130  | 111  | 81  | ○  | 6.8 | 72.4 | 0.7    | -   | ±   | 78    | 18.9 | 38  | 44  | 48    | 0  |      |  |
| 24 |       |       |    |    | 男  | 56 | 情報提供  | K               | 120    | 70  | 正常   |    | 116   |      | 6.0   | -  |    | 76   | 230  | 49  | ○  | 8   | 78   | 0.8    | -   | +   | 86    | 22.2 | 19  | 20  | 89    | 1  |      |  |
| 25 |       |       |    |    | 男  | 67 | 情報提供  | K               | 115    | 86  | 正常高値 | ○  |       | 98   | 6.0   | -  |    | 120  | 140  | 44  | ○  | 5   | 74.1 | 0.8    | ±   | -   | 89    | 24.2 | 17  | 18  | 19    | 0  |      |  |
| 26 |       |       |    |    | 女  | 72 | 情報提供  | K               | 115    | 75  | 正常   |    | 116   |      | 6.0   | -  |    | 112  | 109  | 55  | ○  | 6.6 | 53.6 | 0.8    | -   | -   | 89.7  | 23.2 | 34  | 43  | 27    | 0  |      |  |
| 27 |       |       |    |    | 女  | 57 | 情報提供  | K               | 122    | 70  | 正常   | ○  | 101   |      | 6.0   | -  |    | 98   | 124  | 39  | ○  | 7.4 | 66.4 | 0.7    | +   | -   | 92    | 27.4 | 19  | 21  | 28    | 0  |      |  |
| 28 |       |       |    |    | 男  | 59 | 情報提供  | K               | 135    | 89  | 正常高値 |    | 110   |      | 6.0   | -  |    | 122  | 146  | 49  | ○  | 6.3 | 60.2 | 1      | -   | -   | 94    | 28.3 | 22  | 24  | 30    | 1  |      |  |
| 29 |       |       |    |    | 女  | 57 | 情報提供  | K               | 138    | 84  | 正常高値 | ○  | 100   |      | 6.0   | -  |    | 119  | 74   | 62  | ○  | 5   | 95.9 | 0.5    | -   | ±   | 84    | 21.5 | 21  | 22  | 28    | 0  |      |  |
| 30 |       |       |    |    | 女  | 69 | 情報提供  | K               | 110    | 70  | 正常   |    | 102   |      | 6.0   | -  |    | 117  | 100  | 61  | ○  | 3.6 | 74.4 | 0.6    | +   | +   | 83    | 23.1 | 20  | 16  | 17    | 0  |      |  |
| 31 |       |       |    |    | 女  | 57 | 情報提供  | K               | 136    | 87  | 正常高値 | ○  | 112   |      | 6.0   | -  |    | 103  | 57   | 64  |    | 4.1 | 78.6 | 0.6    | -   | ±   | 87.1  | 25.2 | 22  | 16  | 12    | 0  |      |  |
| 32 |       |       |    |    | 女  | 67 | 情報提供  | K               | 130    | 80  | 正常高値 | ○  | 97    |      | 6.0   | -  | ○  | 85   | 156  | 49  | ○  | 4.6 | 75   | 0.6    | -   | -   | 89.5  | 28.5 | 24  | 23  | 13    | 0  |      |  |
| 33 |       |       |    |    | 女  | 66 | 情報提供  | K               | 119    | 63  | 正常   | ○  | 100   |      | 6.0   | -  |    | 85   | 123  | 59  |    | 5.3 | 92   | 0.5    | -   | 3+  | 81.3  | 23.1 | 29  | 42  | 35    | 0  |      |  |
| 34 |       |       |    |    | 女  | 66 | 情報提供  | K               | 133    | 70  | 正常高値 | ○  | 107   |      | 6.0   | -  |    | 114  | 76   | 56  | ○  | 4.8 | 75.3 | 0.6    | -   | -   | 79    | 20.5 | 22  | 13  | 10    | 0  |      |  |
| 35 |       |       |    |    | 男  | 75 | 情報提供  | K               | 136    | 85  | 正常高値 | ○  | 90    |      | 5.9   | -  |    | 94   | 62   | 92  |    | 5.3 | 63.1 | 0.9    | -   | -   | 79.9  | 20.9 | 26  | 20  | 26    | 0  |      |  |
| 36 |       |       |    |    | 男  | 74 | 情報提供  | K               | 114    | 66  | 正常   | ○  | 108   |      | 5.9   | -  |    | 101  | 107  | 54  | ○  | 6.6 | 63.3 | 0.9    | -   | +   | 84.5  | 22   | 23  | 20  | 21    | 0  |      |  |
| 37 |       |       |    |    | 男  | 75 | 情報提供  | K               | 137    | 72  | 正常高値 | ○  |       | 112  | 5.9   | +  | ○  | 89   | 80   | 40  | ○  | 4.3 | 83   | 0.7    | -   | -   | 87    | 24.5 | 20  | 21  | 33    | 0  |      |  |
| 38 |       |       |    |    | 女  | 65 | 情報提供  | K               | 126    | 80  | 正常   | ○  | 99    |      | 5.9   | -  |    | 137  | 63   | 66  |    | 3   | 75.7 | 0.6    | -   | -   | 105   | 30.1 | 24  | 22  | 22    | 0  |      |  |
| 39 |       |       |    |    | 女  | 71 | 情報提供  | K               | 120    | 70  | 正常   | ○  | 96    |      | 5.9   | -  |    | 131  | 71   | 54  |    | 7   | 53.8 | 0.8    | ±   | -   | 88    | 25.7 | 19  | 20  | 13    | 0  |      |  |
| 40 |       |       |    |    | 女  | 64 | 情報提供  | K               | 120    | 70  | 正常   | ○  | 125   |      | 5.9   | -  | ○  | 121  | 56   | 60  | ○  | 5.3 | 76   | 0.6    | -   | -   | 119   | 34   | 17  | 17  | 19    | 0  |      |  |

L 情報提供（不良）4, 591人の個人一覧（HbA1c高い順 上位40人）

| No | 個人コード | 被保険者証 |    | 名前 | 性別 | 年齢 | 階層化結果 | 6-10<br>フローチャート | 特定健診結果 |     |      |    |           |          |       |    |    |      |          |     |    |     |       |            |     |     |       |      |     |     |       |      |
|----|-------|-------|----|----|----|----|-------|-----------------|--------|-----|------|----|-----------|----------|-------|----|----|------|----------|-----|----|-----|-------|------------|-----|-----|-------|------|-----|-----|-------|------|
|    |       | 記号    | 番号 |    |    |    |       |                 | 血圧     |     |      |    | 糖代謝       |          |       |    |    | 脂質代謝 |          |     |    | 尿酸  | 腎臓の機能 |            |     |     | 内臓脂肪  |      | 肝機能 |     |       | 生活習慣 |
|    |       |       |    |    |    |    |       |                 | 収縮期    | 拡張期 | 血圧分類 | 治療 | 空腹時<br>血糖 | 随時<br>血糖 | HbA1c | 尿糖 | 治療 | LDL  | 中性<br>脂肪 | HDL | 治療 | 尿酸  | eGFR  | クレアチニ<br>ン | 尿蛋白 | 尿潜血 | 腹囲    | BMI  | GOT | GPT | γ-GTP | 喫煙   |
| 1  |       |       |    |    | 女  | 51 | 情報提供  | L               | 120    | 72  | 正常   |    | 293       |          | 12.7  | 3+ | ○  | 174  | 54       | 113 |    | 3.6 | 81.1  | 0.6        | -   | -   | 73    | 20.6 | 19  | 19  | 14    | 0    |
| 2  |       |       |    |    | 女  | 60 | 情報提供  | L               | 120    | 76  | 正常   | ○  | 275       |          | 12.5  | +  |    | 133  | 128      | 41  |    | 3.5 | 165.3 | 0.3        | +   | ±   | 89    | 25.7 | 21  | 31  | 30    | 0    |
| 3  |       |       |    |    | 女  | 68 | 情報提供  | L               | 117    | 77  | 正常   | ○  | 368       |          | 12.3  | 3+ |    | 145  | 117      | 73  |    | 7   | 63.1  | 0.7        | +   | -   | 70    | 19.3 | 13  | 18  | 18    | 0    |
| 4  |       |       |    |    | 女  | 70 | 情報提供  | L               | 146    | 80  | I度   | ○  |           | 414      | 12.2  | 3+ |    | 132  | 271      | 50  |    | 4.1 | 90.4  | 0.5        | -   | -   | 89.1  | 28.6 | 34  | 26  | 29    | 0    |
| 5  |       |       |    |    | 男  | 62 | 情報提供  | L               | 120    | 70  | 正常   |    | 115       |          | 12.1  | -  | ○  | 118  | 134      | 32  |    | 4.2 | 126.7 | 0.5        | -   | -   | 83.5  | 24.1 | 14  | 15  | 21    | 1    |
| 6  |       |       |    |    | 女  | 67 | 情報提供  | L               | 133    | 87  | 正常高値 | ○  | 314       |          | 12.0  | 3+ |    | 134  | 77       | 64  |    | 2.9 | 116.9 | 0.4        | ±   | ±   | 81    | 26.9 | 19  | 25  | 49    | 0    |
| 7  |       |       |    |    | 男  | 42 | 情報提供  | L               | 138    | 81  | 正常高値 | ○  | 281       |          | 12.0  | 3+ |    | 175  | 385      | 37  |    | 6.3 | 116   | 0.6        | ±   | +   | 113   | 33.7 | 20  | 39  | 38    | 0    |
| 8  |       |       |    |    | 男  | 59 | 情報提供  | L               | 108    | 61  | 正常   |    | 459       |          | 12.0  | 3+ | ○  | 168  | 194      | 51  | ○  | 4.5 | 60.2  | 1          | -   | -   | 93.2  | 26.4 | 20  | 22  | 60    | 0    |
| 9  |       |       |    |    | 女  | 58 | 情報提供  | L               | 177    | 119 | Ⅲ度   | ○  | 271       |          | 11.9  | 3+ |    | 240  | 149      | 60  |    | 5.5 | 121.8 | 0.4        | 2+  | 2+  | 108   | 36   | 20  | 28  | 62    | 0    |
| 10 |       |       |    |    | 女  | 57 | 情報提供  | L               | 104    | 69  | 正常   |    | 337       |          | 11.8  | 3+ | ○  | 260  | 119      | 58  |    | 0.6 | 78.6  | 0.6        | -   | -   | 70    | 19.4 | 43  | 35  | 23    | 1    |
| 11 |       |       |    |    | 男  | 74 | 情報提供  | L               | 144    | 67  | I度   |    | 181       |          | 11.6  | 3+ | ○  | 114  | 59       | 59  |    | 4.3 | 98.6  | 0.6        | +   | -   | 82    | 19.5 | 17  | 15  | 10    | 0    |
| 12 |       |       |    |    | 男  | 75 | 情報提供  | L               | 110    | 60  | 正常   | ○  |           | 335      | 11.6  | 3+ | ○  | 195  | 115      | 36  |    | 5.6 | 71.7  | 0.8        | +   | -   | 82    | 21.9 | 30  | 95  | 82    | 1    |
| 13 |       |       |    |    | 女  | 74 | 情報提供  | L               | 144    | 85  | I度   |    | 273       |          | 11.4  | 3+ | ○  | 151  | 159      | 59  | ○  | 6.3 | 53.2  | 0.8        | +   | -   | 79    | 23   | 17  | 16  | 26    | 0    |
| 14 |       |       |    |    | 女  | 54 | 情報提供  | L               | 158    | 80  | I度   | ○  | 160       |          | 11.2  | 2+ | ○  | 151  | 283      | 48  |    | 8   | 124.3 | 0.4        | 3+  | -   | 93    | 32.1 | 40  | 39  | 130   | 0    |
| 15 |       |       |    |    | 女  | 48 | 情報提供  | L               | 108    | 72  | 正常   |    | 221       |          | 11.1  | 3+ | ○  | 137  | 268      | 39  | ○  | 4.4 | 128.6 | 0.4        | +   | -   | 82    | 18.6 | 22  | 29  | 33    | 0    |
| 16 |       |       |    |    | 女  | 47 | 情報提供  | L               | 122    | 70  | 正常   |    | 315       |          | 11.1  | 3+ | ○  | 146  | 131      | 64  |    | 3.4 | 101.4 | 0.5        | +   | ±   | 97    | 25.4 | 29  | 32  | 54    | 0    |
| 17 |       |       |    |    | 男  | 68 | 情報提供  | L               | 150    | 90  | I度   | ○  | 245       |          | 10.9  | 2+ | ○  | 211  | 219      | 42  |    | 4.5 | 43.4  | 1.3        | 3+  | -   | 95    | 28   | 12  | 16  | 50    | 1    |
| 18 |       |       |    |    | 男  | 70 | 情報提供  | L               | 136    | 72  | 正常高値 | ○  | 276       |          | 10.9  | 3+ | ○  | 156  | 150      | 62  | ○  | 5.6 | 84.7  | 0.7        | -   | -   | 90    | 28.3 | 25  | 19  | 117   | 0    |
| 19 |       |       |    |    | 男  | 71 | 情報提供  | L               | 125    | 72  | 正常   | ○  | 62        |          | 10.9  | -  | ○  | 111  | 60       | 53  | ○  | 6.8 | 57.1  | 1          | -   | -   | 81    | 24.9 | 21  | 16  | 27    | 0    |
| 20 |       |       |    |    | 男  | 51 | 情報提供  | L               | 132    | 96  | I度   |    | 237       |          | 10.8  | 2+ | ○  | 161  | 172      | 57  |    | 3.7 | 171   | 0.4        | ±   | -   | 92.5  | 25.5 | 53  | 51  | 431   | 1    |
| 21 |       |       |    |    | 男  | 61 | 情報提供  | L               | 120    | 76  | 正常   | ○  | 276       |          | 10.7  | +  | ○  | 115  | 83       | 46  |    | 5.3 | 104.3 | 0.6        | ±   | -   | 84.8  | 24   | 16  | 20  | 23    | 0    |
| 22 |       |       |    |    | 女  | 71 | 情報提供  | L               | 130    | 80  | 正常高値 | ○  | 307       |          | 10.6  | 2+ | ○  | 101  | 159      | 67  |    | 6.5 | 53.8  | 0.8        | +   | +   | 133.5 | 37.1 | 21  | 21  | 43    | 0    |
| 23 |       |       |    |    | 男  | 61 | 情報提供  | L               | 184    | 90  | Ⅲ度   | ○  | 220       |          | 10.6  | 2+ |    | 91   | 29       | 89  |    | 4.2 | 88.1  | 0.7        | +   | ±   | 73    | 20.8 | 19  | 18  | 23    | 0    |
| 24 |       |       |    |    | 女  | 73 | 情報提供  | L               | 176    | 68  | Ⅱ度   | ○  |           | 340      | 10.5  | 3+ |    | 128  | 189      | 51  |    | 4.2 | 114   | 0.4        | +   | ±   | 82    | 19   | 21  | 19  | 11    | 1    |
| 25 |       |       |    |    | 女  | 44 | 情報提供  | L               | 110    | 70  | 正常   |    | 266       |          | 10.5  | 3+ | ○  | 177  | 215      | 53  | ○  | 4.8 | 103.3 | 0.5        | ±   | -   | 103.5 | 29.8 | 50  | 82  | 102   | 1    |
| 26 |       |       |    |    | 男  | 71 | 情報提供  | L               | 116    | 69  | 正常   |    | 114       |          | 10.5  | 2+ | ○  | 135  | 63       | 55  |    | 3.8 | 99.8  | 0.6        | 2+  | -   | 79.4  | 19.7 | 26  | 15  | 13    | 0    |
| 27 |       |       |    |    | 男  | 73 | 情報提供  | L               | 138    | 76  | 正常高値 | ○  | 176       |          | 10.4  | 3+ | ○  | 143  | 151      | 44  |    | 5.5 | 56.6  | 1          | 3+  | -   | 92    | 24.3 | 15  | 13  | 22    | 0    |
| 28 |       |       |    |    | 女  | 58 | 情報提供  | L               | 102    | 67  | 正常   |    | 243       |          | 10.4  | -  | ○  | 116  | 299      | 38  |    | 5.2 | 78.2  | 0.6        | +   | -   | 92    | 27.1 | 13  | 10  | 15    | 0    |
| 29 |       |       |    |    | 男  | 56 | 情報提供  | L               | 120    | 77  | 正常   | ○  | 233       |          | 10.2  | 3+ | ○  | 102  | 101      | 67  |    | 4.6 | 106.8 | 0.6        | +   | -   | 91    | 25.5 | 56  | 87  | 411   | 0    |
| 30 |       |       |    |    | 女  | 72 | 情報提供  | L               | 140    | 70  | I度   |    | 233       |          | 10.2  | +  | ○  | 128  | 95       | 71  |    | 5.1 | 73.5  | 0.6        | -   | -   | 79    | 23   | 18  | 17  | 17    | 0    |
| 31 |       |       |    |    | 女  | 58 | 情報提供  | L               | 147    | 91  | I度   | ○  | 209       |          | 10.2  | +  | ○  | 114  | 105      | 52  |    | 3.3 | 95.4  | 0.5        | ±   | -   | 81.2  | 21.9 | 14  | 26  | 22    | 0    |
| 32 |       |       |    |    | 女  | 74 | 情報提供  | L               | 154    | 88  | I度   |    | 193       |          | 10.1  | +  | ○  | 152  | 215      | 48  | ○  | 4   | 89    | 0.5        | -   | +   | 87.5  | 26.1 | 15  | 14  | 20    | 0    |
| 33 |       |       |    |    | 女  | 74 | 情報提供  | L               | 169    | 101 | Ⅱ度   |    | 172       |          | 10.1  | 3+ | ○  | 120  | 59       | 71  |    | 3.9 | 72.9  | 0.6        | -   | -   | 85    | 21.7 | 34  | 42  | 25    | 0    |
| 34 |       |       |    |    | 男  | 72 | 情報提供  | L               | 158    | 82  | I度   | ○  | 242       |          | 10.1  | 2+ | ○  | 138  | 184      | 50  |    | 6   | 46.6  | 1.2        | 2+  | ±   | 91    | 28.4 | 14  | 12  | 54    | 0    |
| 35 |       |       |    |    | 男  | 69 | 情報提供  | L               | 152    | 90  | I度   |    |           | 329      | 10.1  | 3+ | ○  | 85   | 114      | 58  |    | 3.9 | 100.6 | 0.6        | ±   | -   | 86    | 22.5 | 36  | 55  | 141   | 1    |
| 36 |       |       |    |    | 男  | 64 | 情報提供  | L               | 136    | 76  | 正常高値 |    | 392       |          | 10.0  | 3+ | ○  | 166  | 160      | 39  |    | 6.4 | 75.1  | 0.8        | ±   | -   | 93    | 28   | 18  | 21  | 91    | 0    |
| 37 |       |       |    |    | 男  | 48 | 情報提供  | L               | 123    | 76  | 正常   | ○  | 373       |          | 10.0  | 3+ | ○  | 127  | 120      | 52  |    | 6.6 | 57.5  | 1.1        | +   | -   | 79.5  | 22.3 | 16  | 24  | 33    | 1    |
| 38 |       |       |    |    | 女  | 71 | 情報提供  | L               | 110    | 70  | 正常   | ○  | 184       |          | 10.0  | -  | ○  | 115  | 141      | 40  | ○  | 4.9 | 90    | 0.5        | -   | -   | 97.8  | 31.5 | 17  | 10  | 24    | 0    |
| 39 |       |       |    |    | 女  | 65 | 情報提供  | L               | 142    | 80  | I度   | ○  | 251       |          | 10.0  | 2+ | ○  | 130  | 129      | 63  | ○  | 6.6 | 75.7  | 0.6        | -   | -   | 107.4 | 35   | 23  | 32  | 30    | 0    |
| 40 |       |       |    |    | 女  | 73 | 情報提供  | L               | 134    | 82  | 正常高値 | ○  | 244       |          | 10.0  | +  | ○  | 128  | 125      | 54  |    | 6.6 | 89.3  | 0.5        | -   | -   | 91    | 27.5 | 19  | 22  | 82    | 0    |

L 情報提供(不良)のNo2さんの治療状況をレセプトで確認してみました。

レセプト表示画面

診療報酬明細書 (医科入院外) 2国 平成21年10月分

|     |     |
|-----|-----|
| 公費① | 公費② |
| 公費③ | 公費④ |

氏名: 藤原 上 幸山  
 特記事項: 供給医  
 診療機関  
 の所在  
 地及び  
 名称

病名  
 (1) 高血圧症  
 (2) (主) 虚血性心臓病  
 (3) 狭心症  
 (4) 胃潰瘍  
 以下摘要欄

|       |               |      |    |
|-------|---------------|------|----|
| 診察開始日 | (1) 7. 8. 28  | 診察日数 | 1日 |
| 診察開始日 | (2) 8. 4. 15  | 診察日数 | 1日 |
| 診察開始日 | (3) 8. 4. 15  | 診察日数 | 1日 |
| 診察開始日 | (4) 12. 11. 7 | 診察日数 | 1日 |

|          |           |       |     |
|----------|-----------|-------|-----|
| 11 初診    | 回         | 71    | 71  |
| 12 再診    | 71 × 1回   | 52    | 52  |
| 外来管理加算   | 52 × 1回   |       |     |
| 時間外      | × 回       |       |     |
| 休日       | × 回       |       |     |
| 深夜       | × 回       |       |     |
| 夜        | × 回       |       |     |
| 13 医学管理  |           |       | 235 |
| 14 往診    | 回         |       |     |
| 夜間       | 回         |       |     |
| 深夜・緊急    | 回         |       |     |
| 在宅患者訪問診療 | 回         |       |     |
| その他      |           |       |     |
| 薬剤       |           |       |     |
| 20 内服薬   | 35 錠      |       | 700 |
| 21 内服薬   | 9 × 1回    |       | 9   |
| 22 点眼薬   |           |       |     |
| 23 外用薬   |           |       |     |
| 外用薬      | × 回       |       |     |
| 24 処方    | 明細別掲 × 1回 |       | 107 |
| 25 麻薬    |           |       |     |
| 26 器具    |           |       |     |
| 27 器具    |           |       |     |
| 30 皮下筋肉内 | 回         |       |     |
| 31 注射    | 回         |       |     |
| 32 静脈内   | 回         |       |     |
| 33 その他   | 回         |       |     |
| 40 処置    | 回         |       |     |
| 処置       |           |       |     |
| 50 手術・麻酔 | 回         |       |     |
| 手術       |           |       |     |
| 60 検査・病理 | 回         |       |     |
| 検査       |           |       |     |
| 70 画像診断  | 回         |       |     |
| 画像       |           |       |     |
| 80 処方せん  | 回         |       |     |
| その他      |           |       |     |
| 薬剤       |           |       |     |
| 請求       |           | 1,174 |     |
| 診療       |           |       |     |
| の        |           |       |     |
| 給        |           |       |     |
| 付        |           |       |     |

13\* 薬剤情報提供料 10 × 1  
 \* 特定疾患療養管理料 (診療所) 225 × 1

21\* ディオバン錠80mg 1錠  
 アムロジピン錠5mg「オーハラ」1錠  
 バッサミン錠81mg 1錠 20 × 35

25\* 処方料 (その他) 42 × 1  
 \* 長期投薬加算 (処方料) 65 × 1

(高血圧治療薬)  
 ディオバン  
 アムロジピン

(狭心症等の治療薬)  
 バッサミン(アスピリン)

糖尿病治療薬は???  
 血液検査は???

※高額 円 公 金 金 金

1

# 本当に特定保健指導だけで「糖尿病等の有病者・予備群を25%減少」できるのか？

被保険者数（40～74歳） 59,982 人

健診受診者数（40～74歳） 18,247 人

健診受診率 30.4 %

| 項目                     |         | 腹囲               | BMI   | 最高血圧    | 最低血圧  | 空腹時血糖   | 随時血糖    | HbA1c   | 中性脂肪    | HDL   | LDL       | GOT   | GPT   | γ-GTP  | 尿酸      | 尿蛋白   | クレアチニン               |      |
|------------------------|---------|------------------|-------|---------|-------|---------|---------|---------|---------|-------|-----------|-------|-------|--------|---------|-------|----------------------|------|
| 受診勧奨判定値基準              |         |                  |       | 140以上   | 90以上  | 126以上   | 200以上   | 6.1以上   | 300以上   | 34以下  | 140以上     | 51以上  | 51以上  | 101以上  | 8.0以上   | 2+以上  | 2.0以上                |      |
| 保健指導判定値基準              |         | 男 85以上<br>女 90以上 | 25以上  | 130～139 | 85～89 | 100～125 | 140～199 | 5.2～6.0 | 150～299 | 35～39 | 120～140未満 | 31～50 | 31～50 | 51～100 | 7.0～7.9 | +     | 男1.2～1.9<br>女1.0～1.9 |      |
| 積極的支援<br>P<br>1,049 人  | 受診勧奨判定値 | 人数               |       | 376     | 309   | 102     | 5       | 128     | 128     | 74    | 460       | 74    | 191   | 170    | 160     | 38    | 1                    |      |
|                        |         | %                |       | 35.8%   | 29.5% | 9.7%    | 0.5%    | 12.2%   | 12.2%   | 7.1%  | 43.9%     | 7.1%  | 18.2% | 16.2%  | 15.3%   | 3.6%  | 0.1%                 |      |
|                        | 保健指導判定値 | 人数               | 1,012 | 815     | 299   | 134     | 461     | 8       | 610     | 545   | 142       | 236   | 183   | 285    | 298     | 190   | 82                   | 9    |
|                        |         | %                | 96.5% | 77.7%   | 28.5% | 12.8%   | 43.9%   | 0.8%    | 58.2%   | 52.0% | 13.5%     | 22.5% | 17.4% | 27.2%  | 28.4%   | 18.1% | 7.8%                 | 0.9% |
| 動機づけ支援<br>O<br>2,198 人 | 受診勧奨判定値 | 人数               |       | 755     | 356   | 93      | 5       | 135     | 71      | 68    | 883       | 42    | 129   | 114    | 139     | 35    | 2                    |      |
|                        |         | %                |       | 34.3%   | 16.2% | 4.2%    | 0.2%    | 6.1%    | 3.2%    | 3.1%  | 40.2%     | 1.9%  | 5.9%  | 5.2%   | 6.3%    | 1.6%  | 0.1%                 |      |
|                        | 保健指導判定値 | 人数               | 1,706 | 1,702   | 656   | 236     | 628     | 9       | 1,276   | 571   | 146       | 549   | 252   | 366    | 307     | 259   | 119                  | 45   |
|                        |         | %                | 77.6% | 77.4%   | 29.8% | 10.7%   | 28.6%   | 0.4%    | 58.1%   | 26.0% | 6.6%      | 25.0% | 11.5% | 16.7%  | 14.0%   | 11.8% | 5.4%                 | 2.0% |



| 項目      |         | 腹囲    | BMI   | 最高血圧  | 最低血圧  | 空腹時血糖 | 随時血糖  | HbA1c | 中性脂肪  | HDL   | LDL   | GOT   | GPT   | γ-GTP | 尿酸    | 尿蛋白   | クレアチニン |      |
|---------|---------|-------|-------|-------|-------|-------|-------|-------|-------|-------|-------|-------|-------|-------|-------|-------|--------|------|
| 合計      | 特定保健指導  | 人数    |       | 1,131 | 665   | 195   | 10    | 263   | 199   | 142   | 1,343 | 116   | 320   | 284   | 299   | 73    | 3      |      |
|         |         | %     |       | 34.8% | 20.5% | 6.0%  | 0.3%  | 8.1%  | 6.1%  | 4.4%  | 41.4% | 3.6%  | 9.9%  | 8.7%  | 9.2%  | 2.2%  | 0.1%   |      |
|         | 保健指導判定値 | 人数    | 2,718 | 2,517 | 955   | 370   | 1,089 | 17    | 1,886 | 1,116 | 288   | 785   | 435   | 651   | 605   | 449   | 201    | 54   |
|         |         | %     | 83.7% | 77.5% | 29.4% | 11.4% | 33.5% | 0.5%  | 58.1% | 34.4% | 8.9%  | 24.2% | 13.4% | 20.0% | 18.6% | 13.8% | 6.2%   | 1.7% |
| 合計      | 計(人)    | 人数    | 2,718 | 2,517 | 2,086 | 1,035 | 1,284 | 27    | 2,149 | 1,315 | 430   | 2,128 | 551   | 971   | 889   | 748   | 274    | 57   |
|         | %       | 83.7% | 77.5% | 64.2% | 31.9% | 39.5% | 0.8%  | 66.2% | 40.5% | 13.2% | 65.5% | 17.0% | 29.9% | 27.4% | 23.0% | 8.4%  | 1.8%   |      |
| 合計      | 情報提供    | 人数    | 4,345 | 4,157 | 6,317 | 2,390 | 3,455 | 88    | 8,404 | 2,696 | 762   | 8,182 | 1,732 | 2,295 | 2,233 | 1,806 | 1,116  | 438  |
|         |         | %     | 29.0% | 27.7% | 42.1% | 15.9% | 23.0% | 0.6%  | 56.0% | 18.0% | 5.1%  | 54.5% | 11.5% | 15.3% | 14.9% | 12.0% | 7.4%   | 2.9% |
|         | 受診勧奨判定値 | 人数    |       |       | 3,309 | 1,432 | 799   | 22    | 1,212 | 303   | 194   | 4,246 | 274   | 541   | 682   | 389   | 340    | 36   |
|         |         | %     |       |       | 22.1% | 9.5%  | 5.3%  | 0.1%  | 8.1%  | 2.0%  | 1.3%  | 28.3% | 1.8%  | 3.6%  | 4.5%  | 2.6%  | 2.3%   | 0.2% |
| 保健指導判定値 | 人数      | 4,345 | 4,157 | 3,008 | 958   | 2,656 | 66    | 7,192 | 2,393 | 568   | 3,936 | 1,458 | 1,754 | 1,551 | 1,417 | 776   | 402    |      |
|         | %       | 29.0% | 27.7% | 20.1% | 6.4%  | 17.7% | 0.4%  | 47.9% | 16.0% | 3.8%  | 26.2% | 9.7%  | 11.7% | 10.3% | 9.4%  | 5.2%  | 2.7%   |      |



| 項目           |         | 腹囲               | BMI   | 最高血圧    | 最低血圧  | 空腹時血糖   | 随時血糖    | HbA1c   | 中性脂肪    | HDL   | LDL       | GOT   | GPT   | γ-GTP  | 尿酸      | 尿蛋白  | クレアチニン               |      |
|--------------|---------|------------------|-------|---------|-------|---------|---------|---------|---------|-------|-----------|-------|-------|--------|---------|------|----------------------|------|
| 受診勧奨判定値基準    |         |                  |       | 140以上   | 90以上  | 126以上   | 200以上   | 6.1以上   | 300以上   | 34以下  | 140以上     | 51以上  | 51以上  | 101以上  | 8.0以上   | 2+以上 | 2.0以上                |      |
| 保健指導判定値基準    |         | 男 85以上<br>女 90以上 | 25以上  | 130～139 | 85～89 | 100～125 | 140～199 | 5.2～6.0 | 150～299 | 35～39 | 120～140未満 | 31～50 | 31～50 | 51～100 | 7.0～7.9 | +    | 男1.2～1.9<br>女1.0～1.9 |      |
| M<br>3,423 人 | 受診勧奨判定値 | 人数               |       | 930     | 461   | 92      | 3       | 111     | 89      | 45    | 2,406     | 97    | 164   | 252    | 101     | 60   | 2                    |      |
|              |         | %                |       | 27.2%   | 13.5% | 2.7%    | 0.1%    | 3.2%    | 2.6%    | 1.3%  | 70.3%     | 2.8%  | 4.8%  | 7.4%   | 3.0%    | 1.8% | 0.1%                 |      |
|              | 保健指導判定値 | 人数               | 329   | 285     | 461   | 204     | 480     | 13      | 1,721   | 523   | 73        | 334   | 329   | 386    | 327     | 220  | 111                  | 41   |
|              |         | %                | 9.6%  | 8.3%    | 13.5% | 6.0%    | 14.0%   | 0.4%    | 50.3%   | 15.3% | 2.1%      | 9.8%  | 9.6%  | 11.3%  | 9.6%    | 6.4% | 3.2%                 | 1.2% |
| N<br>4,570 人 | 保健指導判定値 | 人数               | 513   | 500     | 591   | 137     | 391     | 0       | 1,754   | 280   | 88        | 1,641 | 256   | 305    | 301     | 265  | 120                  | 37   |
|              |         | %                | 11.2% | 10.9%   | 12.9% | 3.0%    | 8.6%    | 0.0%    | 38.4%   | 6.1%  | 1.9%      | 35.9% | 5.6%  | 6.7%   | 6.6%    | 5.8% | 2.6%                 | 0.8% |

| 項目           |         | 腹囲               | BMI   | 最高血圧    | 最低血圧  | 空腹時血糖   | 随時血糖    | HbA1c   | 中性脂肪    | HDL   | LDL       | GOT   | GPT   | γ-GTP  | 尿酸      | 尿蛋白   | クレアチニン               |      |
|--------------|---------|------------------|-------|---------|-------|---------|---------|---------|---------|-------|-----------|-------|-------|--------|---------|-------|----------------------|------|
| 受診勧奨判定値基準    |         |                  |       | 140以上   | 90以上  | 126以上   | 200以上   | 6.1以上   | 300以上   | 34以下  | 140以上     | 51以上  | 51以上  | 101以上  | 8.0以上   | 2+以上  | 2.0以上                |      |
| 保健指導判定値基準    |         | 男 85以上<br>女 90以上 | 25以上  | 130～139 | 85～89 | 100～125 | 140～199 | 5.2～6.0 | 150～299 | 35～39 | 120～140未満 | 31～50 | 31～50 | 51～100 | 7.0～7.9 | +     | 男1.2～1.9<br>女1.0～1.9 |      |
| K<br>2,425 人 | 保健指導判定値 | 人数               | 998   | 918     | 964   | 153     | 509     | 5       | 1,474   | 403   | 117       | 898   | 216   | 274    | 243     | 313   | 125                  | 113  |
|              |         | %                | 41.2% | 37.9%   | 39.8% | 6.3%    | 21.0%   | 0.2%    | 60.8%   | 16.6% | 4.8%      | 37.0% | 8.9%  | 11.3%  | 10.0%   | 12.9% | 5.2%                 | 4.7% |
| L<br>4,582 人 | 受診勧奨判定値 | 人数               |       |         | 2,379 | 971     | 707     | 19      | 1,101   | 214   | 149       | 1,840 | 177   | 377    | 430     | 288   | 280                  | 34   |
|              |         | %                |       |         | 51.9% | 21.2%   | 15.4%   | 0.4%    | 24.0%   | 4.7%  | 3.3%      | 40.2% | 3.9%  | 8.2%   | 9.4%    | 6.3%  | 6.1%                 | 0.7% |
|              | 保健指導判定値 | 人数               | 2,505 | 2,454   | 992   | 464     | 1,276   | 48      | 2,243   | 1,187 | 290       | 1,063 | 657   | 789    | 680     | 619   | 420                  | 211  |
|              |         | %                | 54.7% | 53.6%   | 21.6% | 10.1%   | 27.8%   | 1.0%    | 49.0%   | 25.9% | 6.3%      | 23.2% | 14.3% | 17.2%  | 14.8%   | 13.5% | 9.2%                 | 4.6% |





2. 続紙（レセプトの2枚目以降）に、入院時からの経過が記載されています。  
 工作中に脳幹部出血し、意識障害、右麻痺、失語などによりICU入院。  
 突然の発症にて精神的ダメージ強く、心療内科受診にてうつ病と診断を受けたことが  
 レセプトから読み取れます。

\*費用額が高額な場合、このように経過が記載されていることがあります。

レセプト表示画面

【その他】

主要な診断：脳幹部出血、高血圧、球麻痺、右片麻痺、誤嚥性肺炎、神経因性膀胱、平成21年3月5日、15時半頃から症状出現。事務作業中だった。来院時のGCS E4V1M6、右麻痺を認めた。頭部CTにて脳幹部出血の診断され、ICU入院となった【主要な検査所見】頭部CT：脳幹部に18×14×20mmのHDA認めた。脳幹部出血。【入院後経過】ICU入室直後より意識状態、呼吸状態悪化し、気管挿管となった。手術の適応はなく、保存的療法開始された。入院翌日3/6の頭部CTにても血腫拡大なし。入院3日目3/7より誤嚥性肺炎に対し、CTX2g/日開始した。呼吸状態改善したため、入院5日目3/9挿管チューブ抜去した。家族の見舞い時に涙を流すなど、突然の発症に対する精神的ダメージが強かったため、入院6日目3/10に心療科へ紹介した。入院7日目3/11一般病棟へ転床し、誤嚥性肺炎も軽快したため抗生剤終了した。3/23食事摂取良好にてNG抜去し経管栄養終了とした。リハビリも自ら積極的に行っており、経過良好にて近日リハビリ病棟に転床予定。脳外科：)

雪中

↑

↓

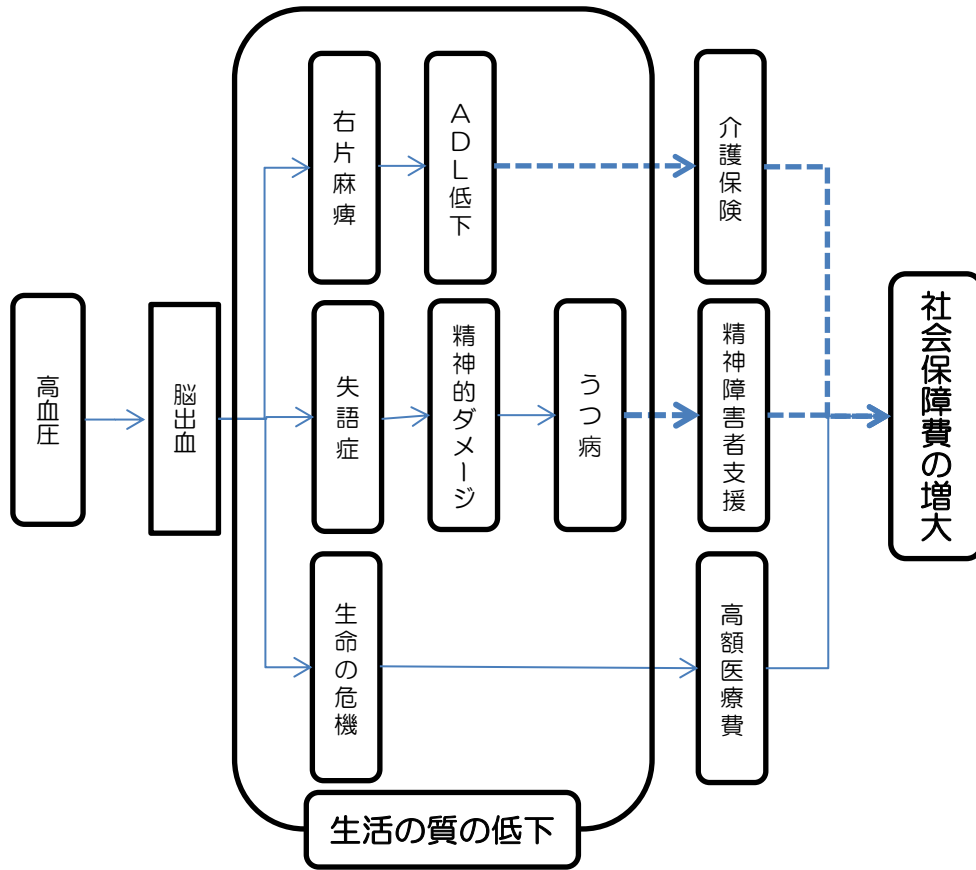
頁

3

10

閉

3. メカニズムで、個人の生活の質の低下と社会保障費の増大を関連付けて考えてみましょう。



健康な方が突然、脳出血を起こしたように思われがちですが、体の中では動脈硬化が進行していたことが予想されます。  
生活習慣病は自覚症状が出る頃には重症になっている事が多いため、毎年健診を受けて血液データで確認する必要があります。  
健診未受診者対策により、一人でも多く健診を受けてもらうことが大変重要になります。

# 糖尿病の有病者・予備群はどこにいる？

## 糖尿病フローチャート

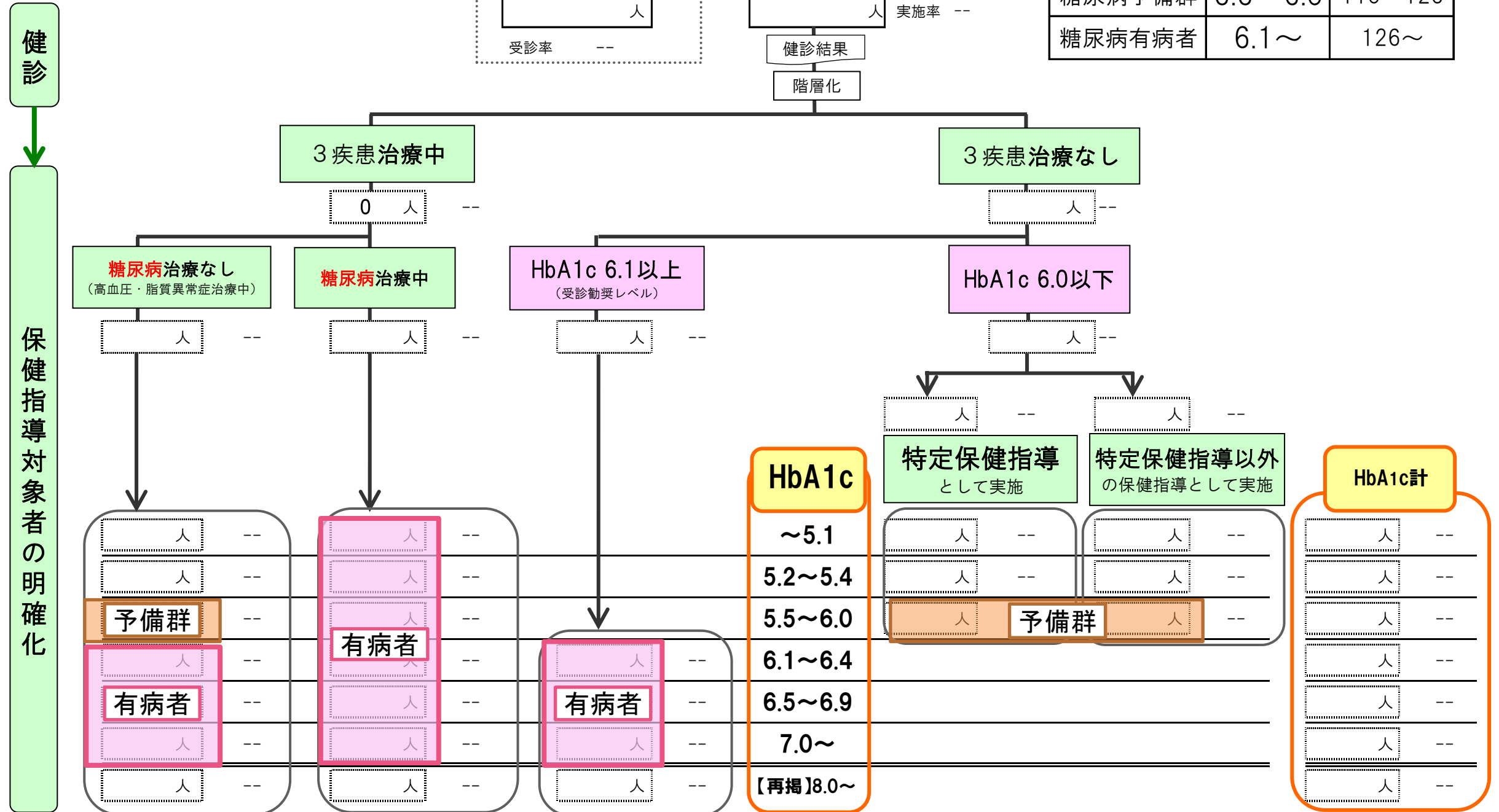
～医療制度改革の目標達成にむけて～

|        | HbA1c   | 空腹時血糖   |
|--------|---------|---------|
| 糖尿病予備群 | 5.5～6.0 | 110～125 |
| 糖尿病有病者 | 6.1～    | 126～    |

★特定健康診査受診者数  
 人  
 受診率 --

★HbA1c実施者数  
 人 実施率 --

健診結果  
 階層化



# 高血圧の有病者・予備群はどこにいる？

|        |         |       |
|--------|---------|-------|
|        | 収縮期血圧   | 拡張期血圧 |
| 高血圧予備群 | 130～139 | 85～89 |
| 高血圧有病者 | 140～    | 90～   |

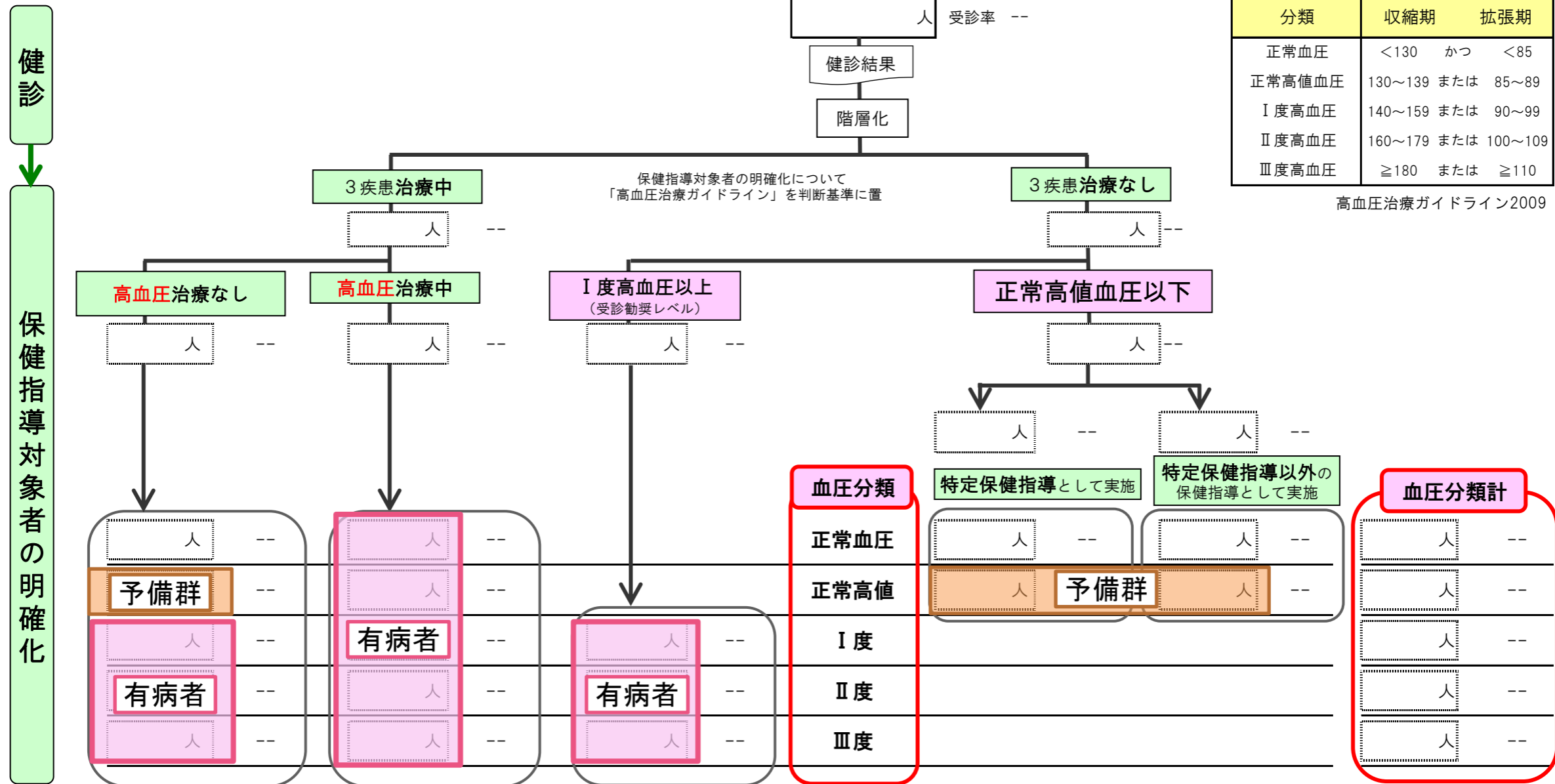
## 高血圧フローチャート

～医療制度改革の目標達成にむけて～

成人における血圧値の分類 (mmHg)

| 分類      | 収縮期     | 拡張期         |
|---------|---------|-------------|
| 正常血圧    | <130    | かつ <85      |
| 正常高値血圧  | 130～139 | または 85～89   |
| I度高血圧   | 140～159 | または 90～99   |
| II度高血圧  | 160～179 | または 100～109 |
| III度高血圧 | ≥180    | または ≥110    |

高血圧治療ガイドライン2009



# 脂質異常症の有病者・予備群はどこにいる？

## LDL-Cフローチャート

～医療制度改革の目標達成にむけて～

|          | LDL<br>コレステロール | HDL<br>コレステロール | 中性脂肪 |
|----------|----------------|----------------|------|
| 脂質異常症予備群 | 140～           | ～39            | 150～ |
| 脂質異常症有病者 |                |                |      |

健診

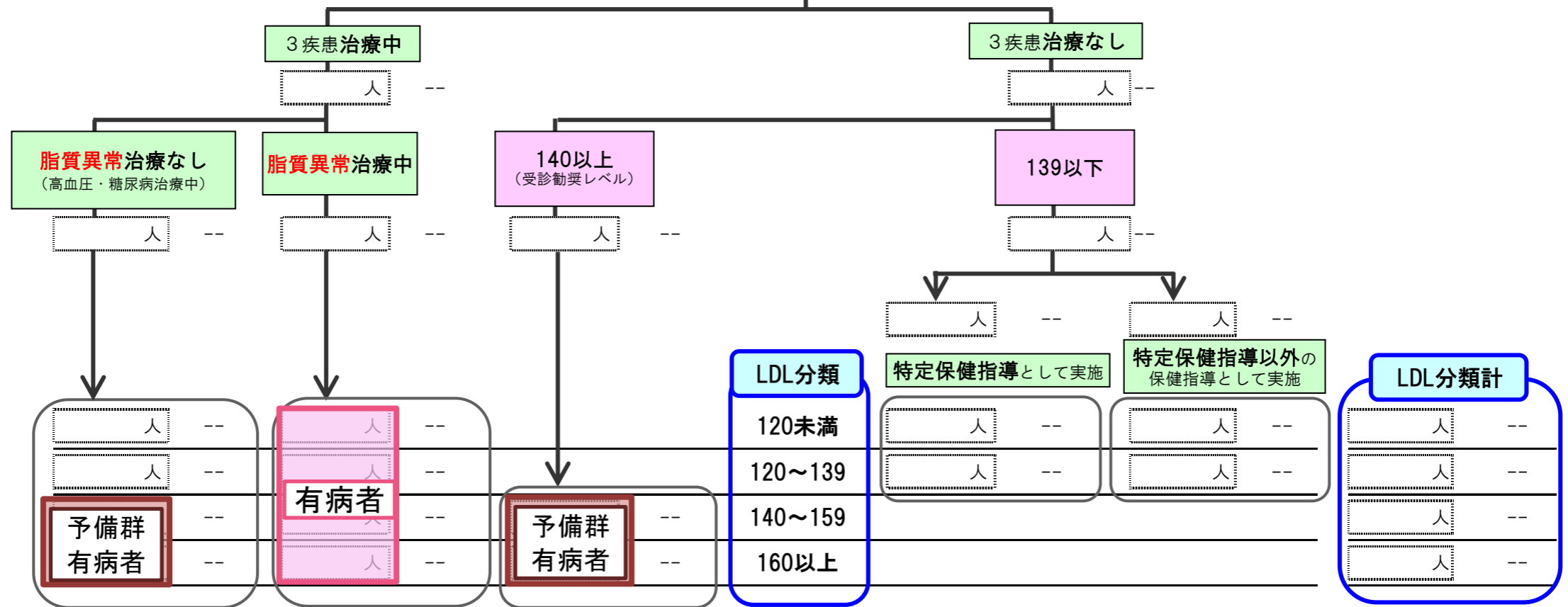
保健指導対象者の明確化

★特定健康診査受診者数

人 受診率 --

健診結果

階層化



LDL分類

- 120未満
- 120～139
- 140～159
- 160以上

LDL分類計

|   |    |
|---|----|
| 人 | -- |
| 人 | -- |
| 人 | -- |
| 人 | -- |